

**NEW
CATALOGUE
2024/2025**

BESTILE
Time to Create

BESTILE

Time to Create

BESTILE, S.L. founded in 1992 in l'Alcora, Castellón, a region known for its ceramic tradition. Since it was founded, the company has focused on innovation and the production of high-quality ceramic tiles.

BESTILE S.L., fundada en 1992 en l'Alcora, Castellón, una región conocida por su tradición cerámica. Desde sus inicios, la empresa se ha concentrado en la innovación y en la producción de baldosas cerámicas de alta calidad.



MISSION

Our mission is to be leaders in the ceramic industry, providing quality products and innovative designs.

We are committed to offering exceptional service, focused on customer satisfaction.

MISIÓN

Nuestra misión es ser líderes en el sector cerámico, proporcionando productos de calidad y diseño innovador.

Nos comprometemos en ofrecer un servicio excepcional, centrado en la satisfacción del cliente.

FORMAT INDEX_Índice por formato

100x100 cm / 39,4"x39,4"

BalbiGPR-R	174
BangorGPR-R	208
CloudGPR-R	212
ConceptGPR-R	184
EsteparGPR-R	216
LisburnGPR-R	220
MinesotaGPR-R	224
PulpisGPR-R	194

90x90 cm 20 MM / 35,4"x35,4"x0,8"

BalbiGPR-R	316
GravierGPR-R	318
TravertinoGPR-R	320

60x120 cm Pulido / 23,6"x47,2" Polished

AkronGPR-R	132
AmulettoGPR-R	136
AuraGPR-R	138
Cala LightGPR-R	140
EunoiaGPR-R	142
GauguinGPR-R	146
Onice LightGPR-R	148
WatercolorGPR-R	150

60x120 cm / 23,6"x47,2"

BalbiGPR-R	174
CasanovaGPR-R	178
CeltaGPR-R	180
ConceptGPR-R	184
LevaGPR-R	188
OsakaGPR-R	192
PulpisGPR-R	194
RenzoGPR-R	198
TravertinoGPR-R	200
VenusGPR-R	202

60x120 cm 20 MM / 23,6"x47,2"x0,8"

JulietteGPR-R	304
NielsenGPR-R	306
Pierre DotGPR-R	308
PisanoGPR-R	312
PizarraGPR-R	314

60x120 cm 14 MM / 23,6"x47,2"x0,6"

JulietteGPR-R	304
NielsenGPR-R	306
Pierre DotGPR-R	308
PisanoGPR-R	312
PizarraGPR-R	314

60x90 cm / 23,6"x35,4"

Avalon RLVGPR	162
Juliette RLVGPR	166
Taxos RLVGPR	170

60x90 cm 20 MM / 23,6"x35,4"x0,8"

Avalon RLVGPR	162
Granito RealGPR-R	300
Juliette RLVGPR	166
Venus RLVGPR	302
Taxos RLVGPR	170

60x90 cm 14 MM / 23,6"x35,4"x0,6"

Granito RealGPR-R	300
Venus RLVGPR	302

60x60 cm / 23,6"x23,6"

BalbiGPR-R	174
BlesleGPR-R	176
CasanovaGPR-R	178
CeltaGPR-R	180
ConceptGPR-R	184
LevaGPR-R	188
OsakaGPR-R	192
PulpisGPR-R	194
RenzoGPR-R	198
TravertinoGPR-R	200
VenusGPR-R	202

40x60 cm / 15,7"x23,6"

EspigaGPR	156
GravierGPR	158
Porfido TexGPR	160

30x60 cm / 11,8"x23,6"

BalbiGPR-R	174
CasanovaGPR-R	178
CeltaGPR-R	180
ConceptGPR-R	184
LevaGPR-R	188
OsakaGPR-R	192
PulpisGPR-R	194
RenzoGPR-R	198
TravertinoGPR-R	200
VenusGPR-R	202

30x120 cm / 11,8"x47,2"

BoiserieGPR-R	116
TubeGPR-R	124

30x120 cm 14 MM / 11,8"x47,2"x0,6"

CedroGPR-R	292
EleganceGPR-R	230
IsarGPR-R	234
MidwayGPR-R	296
NobleGPR-R	246

22,5x22,5 cm / 8,9"x8,9"

NaraGPR	68
-----------------------------	----

20x120 cm / 7,8"x47,2"

EleganceGPR-R	230
IsarGPR-R	234
MoneoGPR-R	238
TipuanaGPR-R	242

20x30 cm 20 MM / 7,8"x7,8"x0,8"

AlsaciaGPR	280
AranGPR	282
PierreGPR	284
PizarraGPR	286
Porfido TexGPR	288
SoulGPR	290

20x30 cm 14 MM / 7,8"x7,8"x0,6"

AlsaciaGPR	280
AranGPR	282
PierreGPR	284
PizarraGPR	286
Porfido TexGPR	288
SoulGPR	290

20,4x20,4 cm / 8"x8"

ValsainGPR	112
--------------------------------	-----

20x20 cm 20 MM / 7,8"x7,8"x0,8"

AlsaciaGPR	280
AranGPR	282
PierreGPR	284
PizarraGPR	286
Porfido TexGPR	288
SoulGPR	290

20x20 cm 14 MM / 7,8"x7,8"x0,6"

AlsaciaGPR	280
AranGPR	282
PierreGPR	284
PizarraGPR	286
Porfido TexGPR	288
SoulGPR	290

19,8x22,8 cm / 7,8"x8,9"

MerakiGPR	110
-------------------------------	-----

17x52 cm / 6,7"x20,5"

AlabamaGPR	256
MilenaGPR	258

16,3x51,7 cm / 6,4"x20,3"

TaishaGPR-R	254
---------------------------------	-----

15x15 cm / 5,9"x5,9"

AlmaGPR	88
AltaiGPR	262
AtlanticoGPR	264
BaliGPR	266
CaliopeGPR	268
CarmenGPR	270
EunoiaGPR	272
KeoGPR	274
MaritimaGPR	276
MemoryGPR	102
SeasonsGPR	106

10x30 cm / 3,9"x11,8"

AlmaGPR-R	88
PolarGPR-R	96

7,5x30 cm / 2,9"x11,8"

GlobePB	60
IrisPB	64
NaraPB	68
ValsainPB	74
VanPB	82

6,5x20 cm / 2,6"x7,9"

MusaGPR	42
NolitaGPR	48
ShadeGPR	54

5x50 cm / 2"x19,7"

EleganceGPR	230
IsarGPR	234
MakaluGPR	34

5x25 cm / 2"x9,8"

AinsaGPR	10
DowntownGPR	16
EleganceGPR	230
IsarGPR	234
MailoGPR	24
SaonaPB	30

MULTI 1

EleganceGPR-R	230
IsarGPR-R	234
MoneoGPR-R	238
TipuanaGPR-R	242

TECHNICAL INFORMATION_Información Técnica

Special pieces 14 & 20 MM	324
Icons meaning	325
How to read this catalogue	326
Type of layings	330
Installation guide_Raised laying	334
Installation instructions	336
Cleaning and maintenance instructions	338
CTE. Spanish Building Code	340
Slip resistance	341
Technical features	342
Packing list	343



CATEGORY INDEX_Índice por categoría

DECORATIVE

Ainsa	GPR	5x25 cm	10
Downtown	GPR	5x25 cm	16
Mailo	GPR	5x25 cm	24
Saona	PB	5x25 cm	30
Makalu	GPR	5x50 cm	34
Musa	GPR	6,5x20 cm	42
Nolita	GPR	6,5x20 cm	48
Shade	GPR	6,5x20 cm	54
Globe	PB	7,5x30 cm	60
Iris	PB	7,5x30 cm	64
Nara	PB	7,5x30 cm	68
Nara	GPR	22,5x22,5 cm	68
Valsain	PB	7,5x30 cm	74
Van	PB	7,5x30 cm	82
Alma	GPR-R	10x30 cm	88
Alma	GPR	15x15 cm	88
Polar	GPR-R	10x30 cm	96
Memory	GPR	15x15 cm	102
Seasons	GPR	15x15 cm	106
Meraki	GPR	19,8x22,8 cm	110
Valsain	GPR	20,4x20,4 cm	112
Boiserie	GPR-R	30x120 cm	116
Tube	GPR-R	30x120 cm	124

POLISHED MARBLES

Akron	GPR-R	60x120 cm	132
Amuletto	GPR-R	60x120 cm	136
Aura	GPR-R	60x120 cm	138
Cala Light	GPR-R	60x120 cm	140
Eunoia	GPR-R	60x120 cm	142
Gauguin	GPR-R	60x120 cm	146
Onice Light	GPR-R	60x120 cm	148
Watercolor	GPR-R	60x120 cm	150

URBAN STYLE

Espiga	GPR	40x60 cm	156
Gravier	GPR	40x60 cm	158
Porfido Tex	GPR	40x60 cm	160
Avalon RLV	GPR	60x90 cm, 60x90x2 cm	162
Juliette RLV	GPR	60x90 cm, 60x90x2 cm	166
Taxos RLV	GPR	60x90 cm, 60x90x2 cm	170
Balbi	GPR-R	100x100 cm, 60x120 cm, 60x60 cm, 30x60 cm	174
Blesle	GPR-R	60x60 cm	176
Casanova	GPR-R	60x120 cm, 60x60 cm, 30x60 cm	178
Celta	GPR-R	60x120 cm, 60x60 cm, 30x60 cm	180
Concept	GPR-R	100x100 cm, 60x120 cm, 60x60 cm, 30x60 cm	184
Leva	GPR-R	60x120 cm, 60x60 cm, 30x60 cm	188
Osaka	GPR-R	60x120 cm, 60x60 cm, 30x60 cm	192
Pulpis	GPR-R	100x100 cm, 60x120 cm, 60x60 cm, 30x60 cm	194
Renzo	GPR-R	60x120 cm, 60x60 cm, 30x60 cm	198
Travertino	GPR-R	60x120 cm, 60x60 cm, 30x60 cm	200
Venus	GPR-R	60x120 cm, 60x60 cm, 30x60 cm	202

IN & OUT

Bangor	GPR-R	100x100 cm	208
Cloud	GPR-R	100x100 cm	212
Estepar	GPR-R	100x100 cm	216
Lisburn	GPR-R	100x100 cm	220
Minesota	GPR-R	100x100 cm	224

WOODS

Elegance	GPR-R	20x120 cm, Multi 1	230
Elegance	GPR	5x50 cm, 5x25 cm	230
Isar	GPR-R	20x120 cm, Multi 1	234
Isar	GPR	5x50 cm, 5x25 cm	234
Moneo	GPR-R	20x120 cm, Multi 1	238
Tipuana	GPR-R	20x120 cm, Multi 1	242
Noble	GPR-R	30x120x1,4 cm	246

STONE

Taisha	GPR-R	16,3x51,7 cm	254
Alabama	GPR	17x52 cm	256
Milena	GPR	17x52 cm	258

POOLS

Altai	GPR	15x15 cm	262
Atlantico	GPR	15x15 cm	264
Bali	GPR	15x15 cm	266
Caliope	GPR	15x15 cm	268
Carmen	GPR	15x15 cm	270
Eunoia	GPR	15x15 cm	272
Keo	GPR	15x15 cm	274
Maritima	GPR	15x15 cm	276

TWENTY (20 MM)

Alsacia	GPR	20x20x2 cm, 20x30x2 cm	280
Aran	GPR	20x20x2 cm, 20x30x2 cm	282
Pierre	GPR	20x20x2 cm, 20x30x2 cm	284
Pizarra	GPR	20x20x2 cm, 20x30x2 cm	286
Porfido Tex	GPR	20x20x2 cm, 20x30x2 cm	288
Soul	GPR	20x20x2 cm, 20x30x2 cm	290
Granito Real	GPR-R	60x90x2 cm	300
Venus RLV	GPR	60x90x2 cm	302
Juliette	GPR-R	60x120x2 cm	304
Nielsen	GPR-R	60x120x2 cm	306
Pierre Dot	GPR-R	60x120x2 cm	308
Pisano	GPR-R	60x120x2 cm	312
Pizarra	GPR-R	60x120x2 cm	314
Balbi	GPR-R	90x90x2 cm	316
Gravier	GPR-R	90x90x2 cm	318
Travertino	GPR-R	90x90x2 cm	320

FOURTEEN (14 MM)

Alsacia	GPR	20x20x1,4 cm, 20x30x1,4 cm	280
Aran	GPR	20x20x1,4 cm, 20x30x1,4 cm	282
Pierre	GPR	20x20x1,4 cm, 20x30x1,4 cm	284
Pizarra	GPR	20x20x1,4 cm, 20x30x1,4 cm	286
Porfido Tex	GPR	20x20x1,4 cm, 20x30x1,4 cm	288
Soul	GPR	20x20x1,4 cm, 20x30x1,4 cm	290
Cedro	GPR-R	30x120x1,4 cm	292
Elegance	GPR-R	30x120x1,4 cm	230
Isar	GPR-R	30x120x1,4 cm	234
Midway	GPR-R	30x120x1,4 cm	296
Granito Real	GPR-R	60x90x1,4 cm	300
Venus RLV	GPR	60x90x1,4 cm	302
Juliette	GPR-R	60x120x1,4 cm	304
Nielsen	GPR-R	60x120x1,4 cm	306
Pierre Dot	GPR-R	60x120x1,4 cm	308
Pisano	GPR-R	60x120x1,4 cm	312
Pizarra	GPR-R	60x120x1,4 cm	314

ALPHABETICAL INDEX_Índice alfabético

A

Ainsa	GPR	5x25 cm	10
Akron	GPR-R	60x120 cm	132
Alabama	GPR	17x52 cm	256
Alma	GPR-R	10x30 cm	88
Alma	GPR	15x15 cm	88
Alsacia	GPR	20x20x1,4 cm, 20x30x1,4 cm	280
Alsacia	GPR	20x20x2 cm, 20x30x2 cm	280
Altai	GPR	15x15 cm	262
Amuletto	GPR-R	60x120 cm	136
Aran	GPR	20x20x1,4 cm, 20x30x1,4 cm	282
Aran	GPR	20x20x2 cm, 20x30x2 cm	282
Atlantico	GPR	15x15 cm	264
Avalon RLV	GPR	60x90 cm	162
Avalon RLV	GPR	60x90x2 cm	162
Aura	GPR-R	60x120 cm	138

B

Balbi	GPR-R	100x100 cm, 60x120 cm, 60x60 cm, 30x60 cm	174
Balbi	GPR-R	90x90x2 cm	316
Bali	GPR	15x15 cm	266
Bangor	GPR-R	100x100 cm	208
Blesle	GPR-R	60x60 cm	176
Boiserie	GPR-R	30x120 cm	116

C

Cala Light	GPR-R	60x120 cm	140
Caliope	GPR	15x15 cm	268
Carmen	GPR	15x15 cm	270
Casanova	GPR-R	60x120 cm, 60x60 cm, 30x60 cm	178
Cedro	GPR-R	30x120x1,4 cm	292
Celta	GPR-R	60x120 cm, 60x60 cm, 30x60 cm	180
Cloud	GPR-R	100x100 cm	212
Concept	GPR-R	100x100 cm, 60x120 cm, 60x60 cm, 30x60 cm	184

D

Downtown	GPR	5x25 cm	16
----------	-----	---------	----

E

Elegance	GPR-R	30x120x1,4 cm, 20x120 cm, Multi 1	230
Elegance	GPR	5x50 cm, 5x25 cm	230
Espiga	GPR	40x60 cm	156
Estepar	GPR-R	100x100 cm	216
Eunoia	GPR-R	60x120 cm	142
Eunoia	GPR	15x15 cm	272

G

Gauguin	GPR-R	60x120 cm	146
Globe	PB	7,5x30 cm	60
Granito Real	GPR-R	60x90x1,4 cm	300
Granito Real	GPR-R	60x90x2 cm	300
Gravier	GPR	40x60 cm	158
Gravier	GPR-R	90x90x2 cm	318

I

Iris	PB	7,5x30 cm	64
Isar	GPR-R	30x120x1,4 cm, 20x120 cm, Multi 1	234
Isar	GPR	5x50 cm, 5x25 cm	234

J

Juliette RLV	GPR	60x90 cm	166
Juliette RLV	GPR	60x90x2 cm	166
Juliette	GPR-R	60x120x1,4 cm	304
Juliette	GPR-R	60x120x2 cm	304

K

Keo	GPR	15x15 cm	274
-----	-----	----------	-----

L

Leva	GPR-R	60x120 cm, 60x60 cm, 30x60 cm	188
Lisburn	GPR-R	100x100 cm	220

M

Mailo	GPR	5x25 cm	24
Makalu	GPR	5x50 cm	34
Maritima	GPR	15x15 cm	276
Memory	GPR	15x15 cm	102
Meraki	GPR	19,8x22,8 cm	110
Midway	GPR-R	30x120x1,4 cm	296
Milena	GPR	17x52 cm	258
Minesota	GPR-R	100x100 cm	224
Moneo	GPR-R	20x120 cm, Multi 1	238
Musa	GPR	6,5x20 cm	42

N

Nara	PB	7,5x30 cm	68
Nara	GPR	22,5x22,5 cm	68
Nielsen	GPR-R	60x120x1,4 cm	306
Nielsen	GPR-R	60x120x2 cm	306
Noble	GPR-R	30x120x1,4 cm	246
Nolita	GPR	6,5x20 cm	48

O

Onice Light	GPR-R	60x120 cm	148
Osaka	GPR-R	60x120 cm, 60x60 cm, 30x60 cm	192

P

Pierre	GPR	20x20x1,4 cm, 20x30x1,4 cm	284
Pierre	GPR	20x20x2 cm, 20x30x2 cm	284
Pierre Dot	GPR-R	60x120x1,4 cm	308
Pierre Dot	GPR-R	60x120x2 cm	308
Pisano	GPR-R	60x120x1,4 cm	312
Pisano	GPR-R	60x120x2 cm	312
Pizarra	GPR	20x20x1,4 cm, 20x30x2 cm	286
Pizarra	GPR	20x20x2 cm, 20x30x1,4 cm	286
Pizarra	GPR-R	60x120x1,4 cm	314
Pizarra	GPR-R	60x120x2 cm	314
Polar	GPR-R	10x30 cm	96
Porfido Tex	GPR	40x60 cm	160
Porfido Tex	GPR	20x20x1,4 cm, 20x30x1,4 cm	288
Porfido Tex	GPR	20x20x2 cm, 20x30x2 cm	288
Pulpis	GPR-R	100x100 cm, 60x120 cm, 60x60 cm, 30x60 cm	194

R

Renzo	GPR-R	60x120 cm, 60x60 cm, 30x60 cm	198
-------	-------	-------------------------------	-----

S

Saona	PB	5x25 cm	30
Seasons	GPR	15x15 cm	106
Shade	GPR	6,5x20 cm	54
Soul	GPR	20x20x1,4 cm, 20x30x1,4 cm	290
Soul	GPR	20x20x2 cm, 20x30x2 cm	290

T

Taisha	GPR-R	16,3x51,7 cm	254
Taxos RLV	GPR	60x90 cm	170
Taxos RLV	GPR	60x90x2 cm	170
Tipuana	GPR-R	20x120 cm, Multi 1	242
Travertino	GPR-R	60x120 cm, 60x60 cm, 30x60 cm	200
Travertino	GPR-R	90x90x2 cm	320
Tube	GPR-R	30x120 cm	124

V


Valsain	PB	7,5x30 cm	74
Valsain	GPR	20,4x20,4 cm	112
Van	PB	7,5x30 cm	82
Venus	GPR-R	60x120 cm, 60x60 cm, 30x60 cm	202
Venus RLV	GPR	60x90x1,4 cm	302
Venus RLV	GPR	60x90x2 cm	302

W

Watercolor	GPR-R	60x120 cm	150
------------	-------	-----------	-----

BESTILE
Time to Create

DECORATIVE
White Body Tiles & Porcelain Tiles



Decorative

AINSA *by Bestile*

Ainsa
Porcelain Tiles

5x25 cm
2"x9,8"



Ainsa Caldera 5x25 cm_2"x9,8" & Celta Beige 60x120 cm_23,6"x47,2" & 30x60 cm_11,8"x23,6"

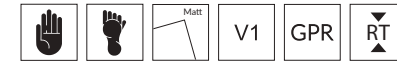
5x25 cm
2"x9,8"




Ainsa Marengo

Ainsa Antracita 5x25 cm_2"x9,8"

5x25 cm
2"x9,8"



4 Different reliefs randomly packaged



Ainsa Nude 5x25 cm_2"x9,8"



Ainsa Coto 5x25 cm_2"x9,8"



Ainsa Blanco 5x25 cm_2"x9,8"



Ainsa Cafe 5x25 cm_2"x9,8"

Decorative

DOWNTOWN *by Bestile*


Downtown
Porcelain Tiles

5x25 cm
2"x9,8"



Downtown Matt Rosa 5x25 cm_2"x9,8" & Juliette Gris 60x120 cm_23,6"x47,2"

5x25 cm
2"x9,8"



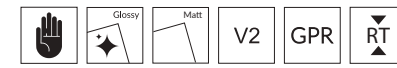
Downtown Glossy & Matt Blanco

Downtown Glossy & Matt Verde 5x25 cm_2"x9,8"




Downtown Glossy & Matt Gris 5x25 cm_2"x9,8" & Celta Perla 60x120 cm_23,6"x47,2"

5x25 cm
2"x9,8"



Different graphics randomly packaged



Downtown Glossy Blanco 5x25 cm_2"x9,8"



Downtown Glossy & Matt Cielo 5x25 cm_2"x9,8"



Downtown Glossy Gris 5x25 cm_2"x9,8"

Decorative

MAILO *by Bestile*

Mailo
Porcelain Tiles

5x25 cm
2"x9,8"



Mailo Gris 5x25 cm_2"x9,8"

5x25 cm
2"x9,8"



Mailo Turquesa & Mailo Gris 5x25 cm_2"x9,8" & Leva Perla 60x120 cm_23,6"x47,2"

5x25 cm
2"x9,8"



Different graphics randomly packaged



Mailo Blanco



Mailo Beige



Mailo Gris



Mailo Cielo



Mailo Marengo



Mailo Turquesa



Mailo Noir



Mailo Verde



Mailo Verde 5x25 cm_2"x9,8"



Mailo Beige 5x25 cm_2"x9,8"



Mailo Blanco 5x25 cm_2"x9,8"

Decorative

SAONA *by Bestile*

Saona
White Body Tiles

5x25 cm
2"x9,8"



Saona Green 5x25 cm_2"x9,8"

5x25 cm
2"x9,8"



Different graphics randomly packaged



Saona White



Saona Sky



Saona Marine



Saona Green



Saona Marine 5x25 cm_2"x9,8"



Saona Sky 5x25 cm_2"x9,8"

Decorative

MAKALU *by Bestile*

Makalu
Porcelain Tiles

5x50 cm
2"x19,7"



Makalu Perla 5x50 cm_2"x19,7"

5x50 cm
2"x19,7"



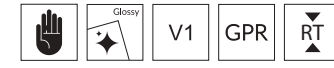
Makalu Salmon

Makalu Blanco 5x50cm_2"x19,7"



Makalu Cielo & Makalu Blanco 5x50 cm_2"x19.7"

5x50 cm
2"x19,7"



Different graphics randomly packaged



Makalu Blanco



Makalu Perla



Makalu Menta



Makalu Beige



Makalu Verde



Makalu Coto



Makalu Cielo



Makalu Salmon



Makalu Azul



Makalu Grana




Makalu Beige 5x50 cm_2"x19,7"



Makalu Grana 5x50 cm_2"x19,7"



Makalu Azul 5x50 cm_2"x19,7"



Makalu Menta 5x50 cm_2"x19,7"

MUSA *by Bestile*

6,5x20 cm
2,6"x7,9"



AURORA

Nourishing hand lotion

Natural, soothing luxury for dry hands
Helping the skin feeling hydrated and
rejuvenated. Indulge in the scent of
Sage and feel the revitalizing
essence. A tribute to the harmony
with nature.

Sage and buckthorn

50ml / FL. OZ. 1.7


AURORA

AURORA

Exfoliating salt scrub
Gentle and refreshing scrub for all skin
types. Hydrating and invigorating
with natural oils.

Sage and buckthorn 250ml / FL. OZ. 8.4

6,5x20 cm
2,6"x7,9"



Musa Blanco 6,5x20 cm_2,6"x7,9"

6,5x20 cm
2,6"x7,9"



Different graphics randomly packaged



Musa Blanco



Musa Gris



Musa Beige



Musa Oliva



Musa Ocre



Musa Marron



Musa Cielo



Musa Antracita



Musa Turquesa

The partly handcrafted method of production causes shade variation and beautifully imperfect effect.



Musa Beige 6,5x20 cm_2,6"x7,9"



Musa Turquesa 6,5x20 cm_2,6"x7,9"

Decorative

NOLITA *by Bestile*

Nolita
Porcelain Tiles

6,5x20 cm
2,6"x7,9"



Nolita Burdeos 6,5x20 cm_2,6"x7,9"



Nolita Beige



Nolita Blanco 6,5x20 cm_2,6"x7,9"

6,5x20 cm
2,6"x7,9"



Different graphics randomly packaged



Nolita Cielo 6,5x20 cm_2,6"x7,9"



Nolita Noir 6,5x20 cm_2,6"x7,9"



Nolita Blanco

9 Tiles Shown



Nolita Cielo

9 Tiles Shown



Nolita Beige

9 Tiles Shown



Nolita Marine

9 Tiles Shown



Nolita Gris

9 Tiles Shown



Nolita Verde

9 Tiles Shown



Nolita Rosa

9 Tiles Shown



Nolita Noir

9 Tiles Shown



Nolita Burdeos

9 Tiles Shown

Special Pieces

Jolly Nolita ^{PR}
1,5x20 cm_0,6"x7,9"

Blanco

Cielo

Rosa

Gris

Beige

Marine

Burdeos

Verde

Noir

Decorative

SHADE *by Bestile*

Shade
Porcelain Tiles

6,5x20 cm
2,6"x7,9"



Shade Beige & Shade Beige Base 6,5x20 cm 2,6"x7,9"

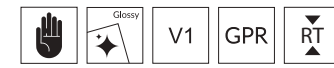
6,5x20 cm
2,6"x7,9"



Shade Turquesa

Shade Turquesa Base 6,5x20 cm_2,6"x7,9"

6,5x20 cm
2,6"x7,9"



Different graphics randomly packaged



Shade Ocre



Shade Gris



Shade Azul



Shade Rosa



Shade Beige



Shade Humo



Shade Turquesa



Shade Ocre Base



Shade Gris Base



Shade Azul Base



Shade Rosa Base



Shade Beige Base



Shade Humo Base



Shade Turquesa Base

...The partly handcrafted method of production causes shade variation and beautifully imperfect effect...



Shade Ocre & Shade Ocre Base 6,5x20 cm_2,6"x7,9"



Shade Azul Base 6,5x20 cm_2,6"x7,9"

GLOBE *by Bestile*

7,5x30 cm
2,9"x11,8"

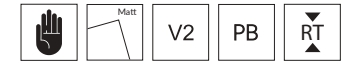


Globe Beige & Globe Beige Base 7,5x30 cm 2,9"x11,8"

7,5x30 cm
2,9"x11,8"



Globe White 7,5x30 cm_2,9"x11,8"



Different graphics randomly packaged



Globe White Base



Globe White



Globe Beige Base



Globe Beige



Globe Grey Base



Globe Grey



Globe Noir Base



Globe Noir



Globe White & Globe White Base



Globe Grey & Globe Grey Base 7,5x30 cm_2,9"x11,8"

Decorative

IRIS *by Bestile*

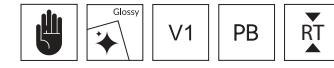
Iris
White Body Tiles

7,5x30 cm
2,9"x11,8"



Iris Beige 7,5x30 cm 2,9"x11,8"

7,5x30 cm
2,9"x11,8"



Different graphics randomly packaged



Iris Blanco



Iris Gris



Iris Beige



Iris Aguamarina



Iris Marron



Iris Azul



Iris Aguamarina 7,5x30 cm_2,9"x11,8" & Venus Gris 60x60 cm_23,6"x23,6" & 30x60 cm_11,8"x23,6"



Iris Azul 7,5x30 cm_2,9"x11,8"

Decorative

NARA *by Bestile*


Nara
White Body Tiles

7,5x30 cm
2,9"x11,8"



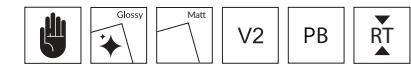
Nara Oliva 7,5x30 cm 2,9"x11,8" & Moneo Nogal 20x120 cm 7,8"x47,2"

7,5x30 cm
2,9"x11,8"



Nara Gris 7,5x30 cm_2,9"x11,8" & Memory 01 Beige 15x15 cm_5,9"x5,9"


7,5x30 cm
2,9"x11,8"



Different graphics randomly packaged



Nara Blanco Mate 7,5x30 cm_2,9"x11,8"



Nara Mar Mate 7,5x30 cm_2,9"x11,8"

- | | | | |
|--|---------------|--|--------------------|
| | Nara Blanco | | Nara Blanco Mate |
| | Nara Mostaza | | Nara Mostaza Mate |
| | Nara Burdeos | | Nara Burdeos Mate |
| | Nara Gris | | Nara Gris Mate |
| | Nara Glass | | Nara Glass Mate |
| | Nara Mar | | Nara Mar Mate |
| | Nara Pacifico | | Nara Pacifico Mate |
| | Nara Oliva | | Nara Oliva Mate |
| | Nara Noir | | Nara Noir Mate |

_Also available in size 22,5x22,5 cm_8,9"x8,9" GPR

Special Pieces

Jolly Nara 1,5x30 cm_0,6"x11,8"

- | | | | |
|--|---------|--|----------|
| | Blanco | | Glass |
| | Mostaza | | Mar |
| | Burdeos | | Pacifico |
| | Gris | | Oliva |
| | Noir | | |



Nara Mostaza Mate 7,5x30 cm_2,9"x11,8"



Nara Burdeos Mate 7,5x30 cm_2,9"x11,8"

Decorative

VALSAIN *by Bestile*

Valsain
White Body Tiles

7,5x30 cm
2,9"x11,8"



Valsain Verde 7,5x30 cm_2,9"x11,8"

7,5x30 cm
2,9"x11,8"



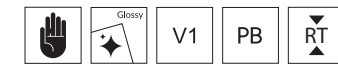
Valsain Coto & Valsain Marfil 7,5x30 cm_2,9"x11,8" & Valsain Marfil 20,4x20,4 cm_8"x8"



Valsain Coto

Valsain Marfil 7,5x30 cm_2,9"x11,8"

7,5x30 cm
2,9"x11,8"



6 Different reliefs randomly packaged



Valsain Blanco



Valsain Cielo



Valsain Marfil



Valsain Azul



Valsain Coto



Valsain Oliva



Valsain Gris



Valsain Noir



Valsain Blanco & Valsain Noir 7,5x30 cm_2,9"x11,8"



Valsain Gris 7,5x30 cm_2,9"x11,8" & Valsain Coto 20,4x20,4 cm_8"x8"



Valsain Azul & Valsain Blanco 7,5x30 cm_2,9"x11,8"

Decorative

VAN by Bestile

Van
White Body Tiles

7,5x30 cm
2,9"x11,8"



Van Beige, Van Beige Base & Van Antracita 7,5x30 cm_2,9"x11,8"

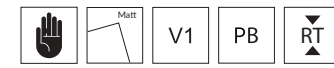
7,5x30 cm
2,9"x11,8"




Van Beige & Van Beige Base

Van Coto & Van Coto Base 7,5x30 cm_2,9"x11,8"

7,5x30 cm
2,9"x11,8"



Different graphics randomly packaged



Van Blanco 7,5x30 cm_2,9"x11,8"



Van Verde & Van Verde Base 7,5x30 cm_2,9"x11,8"




Van Azul & Van Azul Base 7,5x30 cm_2,9"x11,8"



Van Beige & Van Beige Base 7,5x30 cm_2,9"x11,8"



Van Oliva & Van Oliva Base 7,5x30 cm_2,9"x11,8"



Van Oliva & Van Oliva Base

Decorative

ALMA *by Bestile*

Alma
Porcelain Tiles


10x30 cm | 15x15 cm
3,9"x11,8" | 5,9"x5,9"



Alma Azul 10x30 cm_3,9"x11,8"

10x30 cm
3,9"x11,8"

15x15 cm
5,9"x5,9"



Alma Blanco 15x15 cm_5,9"x5,9"

Alma Gris 10x30 cm_3,9"x11,8"

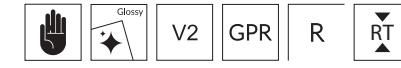


Alma Azul 10x30 cm_3,9"x11,8"

Alma Verde & Alma Blanco 10x30 cm_3,9"x11,8"



Alma Noir 10x30 cm_3,9"x11,8"



Different graphics randomly packaged

10x30 cm
3,9"x11,8"



Alma Blanco




Alma Gris



Alma Verde



Alma Azul



Alma Noir



Alma Gris 15x15 cm_5,9"x5,9"



Different graphics randomly packaged

15x15 cm
5,9"x5,9"




Alma Blanco



Alma Gris



Alma Verde



Alma Azul



Alma Noir



Alma Noir 15x15 cm_5,9"x5,9"

Decorative

POLAR *by Bestile*

Polar
Rectified Porcelain Tiles

10x30 cm
3,9"x11,8"



Polar Line Beige & Polar Beige Base 10x30 cm_3,9"x11,8"

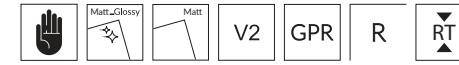
10x30 cm
3,9"x11,8"



Polar Ice

Polar Silver & Polar Silver Base 10x30 cm_3,9"x11,8" & Seasons 06 Beige 15x15 cm_5,9"x5,9"

10x30 cm
3,9"x11,8"



Different graphics randomly packaged



Polar Line Ice & Polar Ice Base 10x30 cm_3,9"x11,8"



Polar Ice



Polar Line Ice



Polar Ice Base



Polar Silver



Polar Beige



Polar Line Silver




Polar Line Beige




Polar Silver Base




Polar Beige Base




Polar Noir



Polar Blue




Polar Line Noir



Polar Line Blue



Polar Noir Base



Polar Blue Base



Polar Noir 10x30 cm_3,9"x11,8"

Decorative

MEMORY *by Bestile*

Memory
Porcelain Tiles

15x15 cm
5,9"x5,9"



Memory 01 Grey 15x15 cm 5,9"x5,9"

15x15 cm
5,9"x5,9"



Memory 02 Grey 15x15 cm_5,9"x5,9"



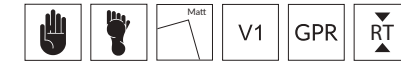
Memory 01 Sky 15x15 cm_5,9"x5,9"




Memory 05 Blue 15x15 cm_5,9"x5,9"



Memory 06 Noir 15x15 cm_5,9"x5,9"



Different graphics for each model randomly packaged



Match with Seasons Base

15x15 cm_5,9"x5,9"



Decorative

SEASONS *by Bestile*

Seasons
Porcelain Tiles

15x15 cm
5,9"x5,9"



Seasons Base Blue & Seasons O6 Blue 15x15 cm_5,9"x5,9"

15x15 cm
5,9"x5,9"



Seasons 01 Blue 15x15 cm_5,9"x5,9"



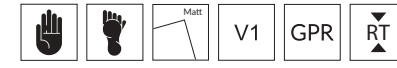
Seasons 02 Grey & Seasons Base Grey 15x15 cm_5,9"x5,9"









Seasons 01 & Seasons 08 Grey 15x15 cm_5,9"x5,9"



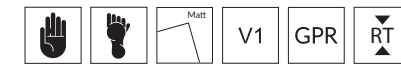
Seasons 04 Sky 15x15 cm_5,9"x5,9"



Different graphics for each model randomly packaged



MERAKI *by Bestile*



Different graphics randomly packaged


19,8x22,8 cm
7,8"x8,9"




Meraki Rosa




Meraki Mostaza




Meraki Verde



Meraki Gris



Meraki Aguamarina



Meraki Negro



Meraki Azul

Meraki Aguamarina 19.8x22.8 cm_7.8"x8.9"

Decorative

VALSAIN *by Bestile*

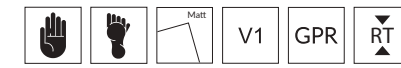
Valsain
Porcelain Tiles

20,4x20,4 cm
8"x8"



Valsain Coto & Valsain Arena 20,4x20,4 cm_8"x8" & Valsain Coto 7,5x30 cm_2,9"x11.8"

20,4x20,4 cm
8"x8"



Different graphics randomly packaged



Valsain Marfil, Valsain Coto & Valsain Star Coto 20,4x20,4 cm_8"x8"

Valsain Azul & Valsain Marfil 20,4x20,4 cm_8"x8"

BOISERIE *by Bestile*

30x120 cm
11,8"x47,2"



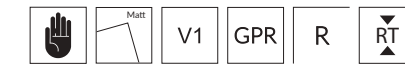
Boiserie Etereo 30x120 cm_11,8"x47,2" & Chair Rail Etereo 7x30 cm_2,7"x11,8" & Isar Arce 20x120 cm_7,8"x47,2"



Boiserie Sombra 30x120 cm_11,8"x47,2"



Boiserie Natural 30x120 cm_11,8"x47,2" & Chair Rail Natural 7x30 cm_2,7"x11,8"



30x120 cm
11,8"x47,2"



Boiserie Etereo



Boiserie Aire



Boiserie Tomillo



Boiserie Indigo

Special Pieces PB

Chair Rail
7x30 cm_2,7"x11,8"



Etereo



Aire



Tomillo



Indigo



Natural




Polvo



Sombra



Boiserie Natural



Boiserie Polvo



Boiserie Sombra

Boiserie Tomillo 30x120 cm_11,8"x47,2" & Chair Rail Tomillo 7x30 cm_2,7"x11,8" & Elegance Roble 20x120 cm_7,8"x47,2"

Decorative

TUBE *by Bestile*


Tube
Rectified Porcelain Tiles

30x120 cm
11,8"x47,2"



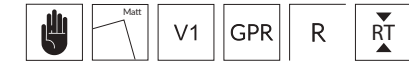
Tube Natural 30x120 cm_11,8"x47,2" & Isar Haya 20x120 cm_7,9"x47,2"

30x120 cm
11,8"x47,2"




Tube Etereo, Natural, Polvo & Sombra


Tube Sombra 30x120 cm_11,8"x47,2"




30x120 cm
11,8"x47,2"




Tube Etereo




Tube Aire



Tube Tomillo



Tube Natural



Tube Polvo



Tube Sombra

Tube Polvo 30x120 cm_11,8"x47,2"

BESTILE
Time to Create

POLISHED MARBLE
Rectified Porcelain Tiles

Polished Marble

AKRON *by Bestile*

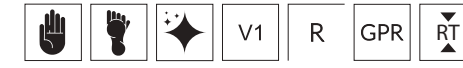
Akron
Rectified Polished Porcelain Tiles

60x120 cm
23,6"x47,2"



Akron Grey 60x120 cm_23,6"x47,2"

AKRON *by Bestile*



Different graphics randomly packaged

60x120 cm
23,6"x47,2"



Available Sizes



60x120 cm
23,6"x47,2"

Available Colours



Akron Marfil



Akron Taupe



Akron White



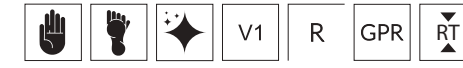
Akron Pearl



Akron Grey

Akron Taupe 60x120 cm_23,6"x47,2"

AMULETTO *by Bestile*



Different graphics randomly packaged

60x120 cm
23,6"x47,2"

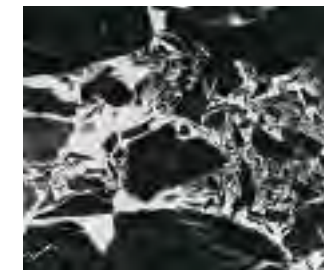


Available Sizes



60x120 cm
23,6"x47,2"

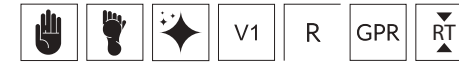
Available Colours



Amuletto

Amuletto 60x120 cm_23,6"x47,2"

AURA *by Bestile*



Different graphics randomly packaged

60x120 cm
23,6"x47,2"



Available Sizes



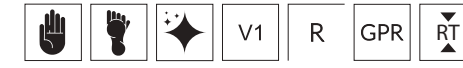
60x120 cm
23,6"x47,2"

Available Colours



Aura

CALA LIGHT *by Bestile*



Different graphics randomly packaged

60x120 cm
23,6"x47,2"



Available Sizes



60x120 cm
23,6"x47,2"

Available Colours



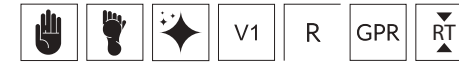
Cala Light

EUNOIA *by Bestile*

60x120 cm
23,6"x47,2"



EUNOIA *by Bestile*



Different graphics randomly packaged

60x120 cm
23,6"x47,2"




Available Sizes



60x120 cm
23,6"x47,2"

Available Colours



Eunoia Grey

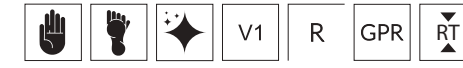
Eunoia Blue



Eunoia Beige

Eunoia Pink

GAUGUIN *by Bestile*



Different graphics randomly packaged

60x120 cm
23,6"x47,2"



Available Sizes



60x120 cm
23,6"x47,2"

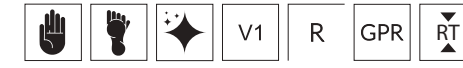
Available Colours



Gauguin Blanco

Gauguin Negro

ONICE LIGHT *by Bestile*



Different graphics randomly packaged

60x120 cm
23,6"x47,2"



Available Sizes / Tamaños Disponibles



60x120 cm
23,6"x47,2"

Available Colours / Colores Disponibles



Onice Light

Polished Marble

WATERCOLOR *by Bestile*

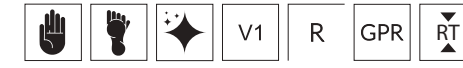
Watercolor
Rectified Polished Porcelain Tiles

60x120 cm
23,6"x47,2"



Watercolor Marine 60x120 cm_23,6"x47,2"

WATERCOLOR *by Bestile*



Different graphics randomly packaged

60x120 cm
23,6"x47,2"




Available Sizes / Tamaños Disponibles



60x120 cm
23,6"x47,2"

Available Colours / Colores Disponibles



Watercolor White

Watercolor Marine



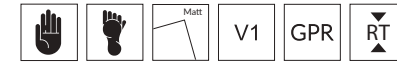
Watercolor Grey

BESTILE
Time to Create

URBAN STYLE
Porcelain Tiles & Rectified Porcelain Tiles

ESPIGA *by Bestile*

40x60 cm
15,7"x23,6"



Different graphics randomly packaged




Espiga Beige 40x60 cm_15,7"x23,6"



Espiga Beige



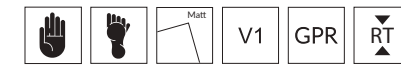
Espiga Gris



Espiga Gris & Espiga Beige

GRAVIER *by Bestile*

40x60 cm
15,7"x23,6"



Different graphics randomly packaged



Gravier Arena 40x60 cm_15,7"x23,6"



Gravier Arena



Gravier Gris



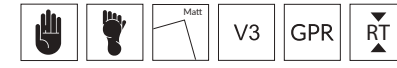
Gravier Beige



Gravier Gris 40x60 cm_15,7"x23,6"

PORFIDO TEX *by Bestile*


40x60 cm
15,7"x23,6"




Different graphics randomly packaged




Porfido Tex Grey 40x60 cm_15,7"x23,6" & Mailo White 5x25 cm_2"x9,8"



Porfido Tex Beige



Porfido Tex Grey



Porfido Tex Brown



Porfido Tex Beige 40x60 cm_15,7"x23,6"

AVALON RLV *by Bestile*

60x90 cm
23,6"x35,4"




AVALON RLV *by Bestile*




Different graphics randomly packaged

60x90 cm
23,6"x35,4"

Also available in 20 mm thickness.



Avalon RLV White



Avalon RLV Natural



Avalon RLV Natural

JULIETTE RLV *by Bestile*

Juliette RLV
Porcelain Tiles

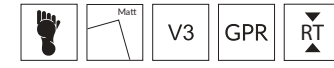
60x90 cm
23.6"x35.4"



JULIETTE RLV *by Bestile*

60x90 cm
23,6"x35,4"

Also available in 20 mm thickness.



Different graphics randomly packaged




Juliette RLV Nude 60x90 cm_23,6"x35,4"



Juliette RLV Nude



Juliette RLV Piedra



Juliette RLV Natural



Juliette RLV Nude



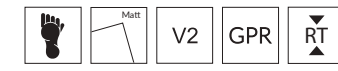
Juliette RLV Piedra 60x90 cm_23,6"x35,4"

TAXOS RLV *by Bestile*

60x90 cm
23,6"x35,4"



TAXOS RLV *by Bestile*




Different graphics randomly packaged

60x90 cm
23,6"x35,4"

Also available in 20 mm thickness.



Taxos RLV Sand

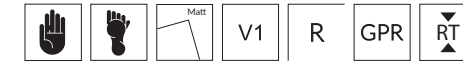


Taxos RLV Grey



Taxos RLV Grey

BALBI *by Bestile*



Different graphics randomly packaged


60x120 cm | 60x60 cm | 30x60 cm
23,6"x47,2" | 23,6"x23,6" | 11,8"x23,6"

Also available in 39,4"x39,4"
También disponible en 100x100 cm

Available Sizes / Tamaños Disponibles

23,6"x47,2" also available in 0,6"
60x120 cm también disponible en 14 mm

60x120 cm
23,6"x47,2"




30x60 cm
11,8"x23,6"

60x60 cm
23,6"x23,6"

Available Colours / Colores Disponibles



Balbi Perla



Balbi Ceniza



Balbi Gris

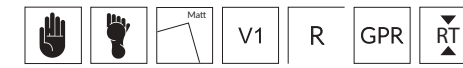


Balbi Marengo



Balbi Marengo 60x120 cm_23,6"x47,2" & Milena White 17x52 cm_6,7"x20,5"

BLESLE *by Bestile*




Different graphics randomly packaged

60x60 cm
23,6"x23,6"



Available Sizes / Tamaños Disponibles



60x60 cm
23,6"x23,6"

Available Colours / Colores Disponibles



Blesle Pearl



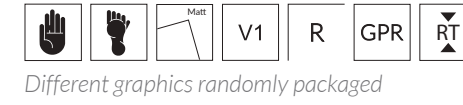
Blesle Silver



Blesle Noir

Blesle Pearl 60x60 cm_23,6"x23,6"

CASANOVA *by Bestile*




60x120 cm | 60x60 cm | 30x60 cm
 23,6"x47,2" | 23,6"x23,6" | 11,8"x23,6"



Available Sizes / Tamaños Disponibles



60x120 cm
23,6"x47,2"




60x60 cm
23,6"x23,6"



30x60 cm
11,8"x23,6"

Available Colours / Colores Disponibles



Casanova Blanco



Casanova Perla



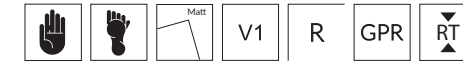
Casanova Beige

CELTA *by Bestile*

60x120 cm | 60x60 cm | 30x60 cm
23,6"x47,2" | 23,6"x23,6" | 11,8"x23,6"



CELTA *by Bestile*



Different graphics randomly packaged


60x120 cm | 60x60 cm | 30x60 cm
23,6"x47,2" | 23,6"x23,6" | 11,8"x23,6"



Available Sizes / Tamaños Disponibles



60x120 cm
23,6"x47,2"




60x60 cm
23,6"x23,6"



30x60 cm
11,8"x23,6"

Available Colours / Colores Disponibles



Celta Nude



Celta Beige



Celta Gris

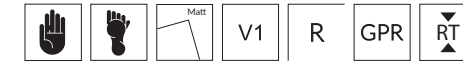
Celta Gris 60x120 cm_23,6"x47,2"

CONCEPT *by Bestile*

60x120 cm | 60x60 cm | 30x60 cm
23,6"x47,2" | 23,6"x23,6" | 11,8"x23,6"



CONCEPT *by Bestile*

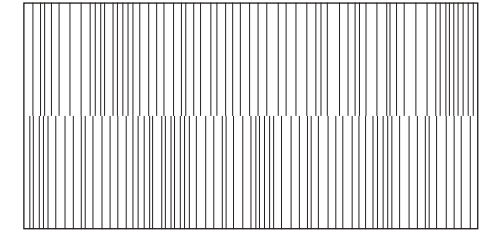


Different graphics randomly packaged

60x120 cm | 60x60 cm | 30x60 cm
23,6"x47,2" | 23,6"x23,6" | 11,8"x23,6"

Also available in 39,4"x39,4"
También disponible en 100x100 cm

Available Sizes / Tamaños Disponibles




Concept Decor
60x120 cm

Available in all colors
_Only Regular Thickness

23,6"x47,2" also available in 0,6"
60x120 cm también disponible en 14 mm

60x120 cm
23,6"x47,2"



60x60 cm
23,6"x23,6"



30x60 cm
11,8"x23,6"

Available Colours / Colores Disponibles




Concept White



Concept Grey



Concept Sand



Concept Graphite



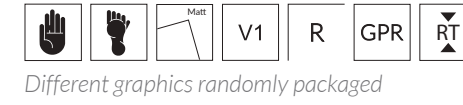
Concept Graphite 60x120 cm_23,6"x47,2"

LEVA *by Bestile*

60x120 cm | 60x60 cm | 30x60 cm
23,6"x47,2" | 23,6"x23,6" | 11,8"x23,6"



LEVA *by Bestile*




60x120 cm | 60x60 cm | 30x60 cm
 23,6"x47,2" | 23,6"x23,6" | 11,8"x23,6"



Available Sizes / Tamaños Disponibles



60x120 cm
23,6"x47,2"



60x60 cm
23,6"x23,6"




30x60 cm
11,8"x23,6"

Available Colours / Colores Disponibles



Leva Nude



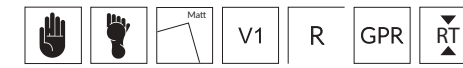
Leva Beige



Leva Perla

Leva Nude 60x120 cm_23,6"x47,2" & Valsain Blanco 7,5x30 cm_2,9"x11,8"

OSAKA *by Bestile*



Different graphics randomly packaged


60x120 cm | 60x60 cm | 30x60 cm
23,6"x47,2" | 23,6"x23,6" | 11,8"x23,6"



Available Sizes / Tamaños Disponibles

23,6"x47,2" also available in 0,6"
60x120 cm también disponible en 14 mm

60x120 cm
23,6"x47,2"



30x60 cm
11,8"x23,6"

60x60 cm
23,6"x23,6"


Available Colours / Colores Disponibles



Osaka Blanco



Osaka Gris



Osaka Grafito

PULPIS *by Bestile*

60x120 cm | 60x60 cm | 30x60 cm
23,6"x47,2" | 23,6"x23,6" | 11,8"x23,6"



PULPIS *by Bestile*



Different graphics randomly packaged


60x120 cm | 60x60 cm | 30x60 cm
23,6"x47,2" | 23,6"x23,6" | 11,8"x23,6"

Also available in 39,4"x39,4"
También disponible en 100x100 cm

Available Sizes / Tamaños Disponibles



60x120 cm
23,6"x47,2"




60x60 cm
23,6"x23,6"



30x60 cm
11,8"x23,6"

Available Colours / Colores Disponibles



Pulpis Beige



Pulpis Taupe

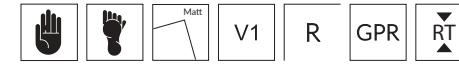


Pulpis Grey



Pulpis Beige 60x120 cm_23,6"x47,2"

RENZO *by Bestile*




60x120 cm | 60x60 cm | 30x60 cm
23,6"x47,2" | 23,6"x23,6" | 11,8"x23,6"



Available Sizes / Tamaños Disponibles



60x120 cm
23,6"x47,2"




60x60 cm
23,6"x23,6"



30x60 cm
11,8"x23,6"

Available Colours / Colores Disponibles



Renzo White

Renzo Noir



Renzo Noir 60x60 cm_23,6"x23,6"

Renzo White 60x120 cm_23,6"x47,2" & Milena Noir 17x52 cm_6,7"x20,5"

TRAVERTINO *by Bestile*




60x120 cm | 60x60 cm | 30x60 cm
 23,6"x47,2" | 23,6"x23,6" | 11,8"x23,6"



Available Sizes / Tamaños Disponibles

23,6"x47,2" also available in 0,6"
 60x120 cm también disponible en 14 mm

60x120 cm
 23,6"x47,2"



30x60 cm
 11,8"x23,6"

60x60 cm
 23,6"x23,6"

Available Colours / Colores Disponibles



Travertino Blanco



Travertino Beige

Travertino Beige 60x120 cm_23,6"x47,2"

VENUS *by Bestile*

60x120 cm | 60x60 cm | 30x60 cm
23,6"x47,2" | 23,6"x23,6" | 11,8"x23,6"



VENUS *by Bestile*




60x120 cm | 60x60 cm | 30x60 cm
 23,6"x47,2" | 23,6"x23,6" | 11,8"x23,6"



Available Sizes / Tamaños Disponibles



60x120 cm
23,6"x47,2"



60x60 cm
23,6"x23,6"



30x60 cm
11,8"x23,6"

Available Colours / Colores Disponibles



Venus Beige



Venus Gris

Venus Beige 60x120 cm_23,6"x47,2"



BESTILE
Time to Create

IN&OUT
Rectified Porcelain Tiles

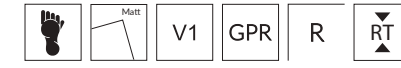


BANGOR *by Bestile*

100x100 cm
39,4"x39,4"



BANGOR *by Bestile*




Different graphics randomly packaged

100x100 cm
39,4"x39,4"



Available Sizes / Tamaños Disponibles



100x100 cm
39,4"x39,4"

Available Colours / Colores Disponibles



Bangor Natural

Bangor Piedra

Bangor Piedra 100x100 cm_39,4"x39,4" & Alma Blanco 10x30 cm_3,9"x11,8"

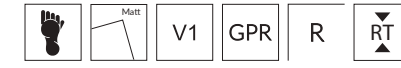
CLOUD *by Bestile*

Cloud
Rectified Porcelain Tiles

100x100 cm
39,4"x39,4"



CLOUD *by Bestile*




Different graphics randomly packaged

100x100 cm
39,4"x39,4"



Available Sizes / Tamaños Disponibles



100x100 cm
39,4"x39,4"

Available Colours / Colores Disponibles



Cloud Arena

Cloud Greige

Cloud Arena 100x100 cm_39,4"x39,4" & Alma Blanco 10x30 cm_3,9"x11,8"

ESTEPAR *by Bestile*

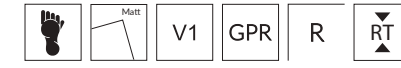
Estepar
Rectified Porcelain Tiles

100x100 cm
39,4"x39,4"



Estepar Arena 100x100 cm_39,4"x39,4"

ESTEPAR *by Bestile*




Different graphics randomly packaged

100x100 cm
39,4"x39,4"




Available Sizes / Tamaños Disponibles



100x100 cm
39,4"x39,4"

Available Colours / Colores Disponibles



Estepar Arena

Estepar Coto



Estepar Blanco

Estepar Gris

Estepar Coto 100x100 cm_39,4"x39,4"

LISBURN *by Bestile*

Lisburn
Rectified Porcelain Tiles

100x100 cm
39,4"x39,4"




LISBURN *by Bestile*


Different graphics randomly packaged

100x100 cm
39,4"x39,4"



Available Sizes / Tamaños Disponibles



100x100 cm
39,4"x39,4"

Available Colours / Colores Disponibles



Lisburn Blanco

Lisburn Beige

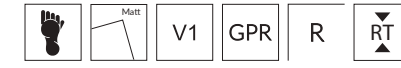
MINESOTA *by Bestile*

Minesota
Rectified Porcelain Tiles

100x100 cm
39,4"x39,4"



MINESOTA *by Bestile*




Different graphics randomly packaged

100x100 cm
39,4"x39,4"




Available Sizes / Tamaños Disponibles



100x100 cm
39,4"x39,4"

Available Colours / Colores Disponibles



Minesota Blanco



Minesota Beige




Minesota Gris

Minesota Beige 100x100 cm_39,4"x39,4"

BESTILE
Time to Create

WOODS
Porcelain Tiles & Rectified Porcelain Tiles



Woods

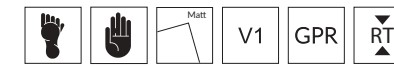
ELEGANCE *by Bestile*

Elegance
Porcelain Tiles

MULTI 1 | 20x120 cm | 5x50 cm | 5x25 cm
7,8"x47,2" | 2"x19,7" | 2"x9,8"

Elegance Roble 5x50 cm_2"x19,7" & Seasons 02 Noir & Seasons Base Noir 15x15 cm_5,9"x5,9"

ELEGANCE *by Bestile*



Different graphics randomly packaged

MULTI 1 | 20x120 cm | 5x50 cm | 5x25 cm
7,8"x47,2" | 2"x19,7" | 2"x9,8"



Elegance Nature



Elegance Roble

MULTI 1

Box composition:
30x120 cm_1pc
20x120 cm_1pc
15x120 cm_2 pc
10x120 cm_1 pc

30x120 cm_11,8"x47,2" R
Also available in 0,6"
También disponible en 14 mm

20x120 cm_7,8"x47,2" R
This format is also sold in **individual boxes.**
Este formato también se vende en cajas individuales

15x120 cm_5,9"x47,2" R

10x120 cm_3,9"x47,2" R

5x50 cm_2"x19,7"

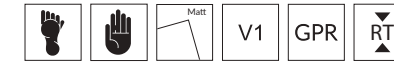
5x25 cm_2"x9,8"

ISAR *by Bestile*

MULTI 1 | 20x120 cm | 5x50 cm | 5x25 cm
7,8"x47,2" | 2"x19,7" | 2"x9,8"



ISAR *by Bestile*



Different graphics randomly packaged

MULTI 1 | 20x120 cm | 5x50 cm | 5x25 cm
7,8"x47,2" | 2"x19,7" | 2"x9,8"



Isar Arce



Isar Haya



Isar Nuez

MULTI 1

Box composition:
30x120 cm_1pc
20x120 cm_1pc
15x120 cm_2 pc
10x120 cm_1 pc

30x120 cm_11,8"x47,2"
11,8"x47,2" also available in 0,6"
30x120 cm también disponible en 14 mm

R

20x120 cm_7,8"x47,2"
This format is also sold in **individual boxes.**
Este formato también se vende en **cajas individuales**

R

15x120 cm_5,9"x47,2"

R

10x120 cm_3,9"x47,2"

R

5x50 cm_2"x19,7"

5x25 cm_2"x9,8"

Isar Haya Multi 1 (30x120 cm_11,8"x47,2"; 20x120 cm_7,8"x47,2"; 15x120 cm_5,9"x47,2" & 10x120 cm_3,9"x47,2")

Woods

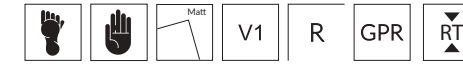
MONEO *by Bestile*

Moneo
Rectified Porcelain Tiles

MULTI 1 | 20x120 cm
7,8"x47,2"

Moneo Taupe Multi 1 (30x120 cm_11,8"x47,2"; 20x120 cm_7,8"x47,2"; 15x120 cm_5,9"x47,2" & 10x120 cm_3,9"x47,2")

MONEO *by Bestile*



Different graphics randomly packaged

MULTI 1 | 20x120 cm
7,8"x47,2"



Moneo Blanco




Moneo Taupe



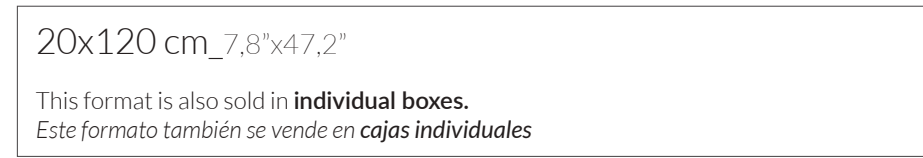
Moneo Nature

MULTI 1

Box composition:
30x120 cm_1pc
20x120 cm_1pc
15x120 cm_2 pc
10x120 cm_1 pc



30x120 cm_11,8"x47,2"



20x120 cm_7,8"x47,2"

This format is also sold in **individual boxes.**
Este formato también se vende en cajas individuales



15x120 cm_5,9"x47,2"



10x120 cm_3,9"x47,2"

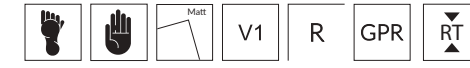
Moneo Nature Multi 1 (30x120 cm_11,8"x47,2", 20x120 cm_7,8"x47,2", 15x120 cm_5,9"x47,2" & 10x120 cm_3,9"x47,2")

TIPUANA *by Bestile*

MULTI 1 | 20x120 cm
7,8"x47,2"



TIPUANA *by Bestile*



Different graphics randomly packaged

MULTI 1 | 20x120 cm
7,8"x47,2"



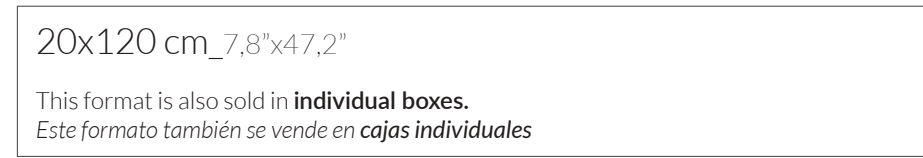

Tipuana Nogal



Tipuana Acacia

MULTI 1

Box composition:
30x120 cm_1pc
20x120 cm_1pc
15x120 cm_2 pc
10x120 cm_1 pc




Tipuana Nogal Multi 1 (30x120 cm_11,8"x47,2"; 20x120 cm_7,8"x47,2"; 15x120 cm_5,9"x47,2" & 10x120 cm_3,9"x47,2")

NOBLE *by Bestile*

30x120x1,4 cm
11,8"x47,2"x0,6"



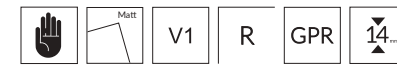
30x120x1,4 cm
11,8"x47,2"x0,6"



Noble Iroqo

Noble Iroqo 30x120x1,4 cm_11,8"x47,2"x0,6" & Pulpis Beige 60x120 cm_23,6"x47,2"

NOBLE *by Bestile*



Different graphics randomly packaged

30x120x1,4 cm
11,8"x47,2"x0,6"




Noble Iroqo 30x120x1,4 cm_11,8"x47,2"x0,6"



Noble Haya



Noble Straw



Noble Iroqo

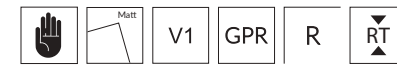


Noble Straw 30x120x1,4 cm_11,8"x47,2"x0,6"

BESTILE
Time to Create

STONE
Porcelain Tiles & Rectified Porcelain Tiles

TAISHA *by Bestile*



Different graphics randomly packaged

16,3x51,7 cm
6,4"x20,3"



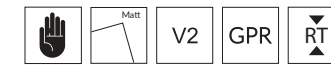
Taisha Camel



Taisha Camel


Taisha Camel 16,3x51,7 cm_6,4"x20,3"

ALABAMA *by Bestile*



Different graphics randomly packaged


17x52 cm
6,7"x20,5"



Alabama White



Alabama Nature



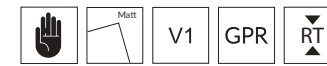
Alabama Graphite




Alabama White & Graphite

Alabama White 17x52 cm_6,7"x20,5"


MILENA *by Bestile*



17x52 cm
6,7"x20,5"



Milena White



Milena Grey



Milena Noir



Milena White, Grey & Noir

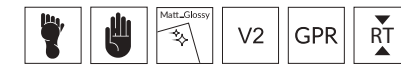
Milena Grey 17x52 cm_6,7"x20,5"

BESTILE
Time to Create

POOLS
Porcelain Tiles

ALTAI *by Bestile*

15x15 cm
5,9"x5,9"




Different graphics randomly packaged



Altai White



Altai Sand



Altai Sky



Altai Green



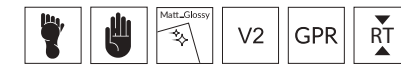
Altai Sand 15x15 cm_5,9"x5,9"




Altai Green 15x15 cm_5,9"x5,9" & Balbi Ceniza 90x90x2 cm_35,4"x35,4"x0,8"

ATLANTICO *by Bestile*

15x15 cm
5,9"x5,9"




Different graphics randomly packaged



Atlantico Sand



Atlantico Sky



Atlantico Turquoise



Atlantico Marine



Atlantico Mix



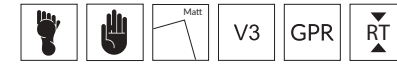
Atlantico Sky 15x15 cm_5,9"x5,9" & Pierre Dot Sand 60x120x2 cm_23,6"x47,2"x0,8"




Atlantico Sand 15x15 cm_5,9"x5,9" & Juliette Grey 60x120x2 cm_23,6"x47,2"x0,8"

BALI *by Bestile*

15x15 cm
5,9"x5,9"



Different graphics randomly packaged



Bali Green
4 Tiles Shown



Bali Grey
4 Tiles Shown



Bali Grey 15x15 cm_5,9"x5,9" & Pierre Dot Black 60x120x2 cm_23,6"x47,2"x0,8"



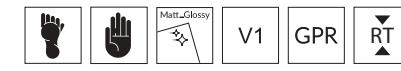
Bali Grey




Bali Green 15x15 cm_5,9"x5,9" & Juliette Bone 60x120x2 cm_23,6"x47,2"x0,8"

CALIOPE *by Bestile*


15x15 cm
5,9"x5,9"




Different graphics randomly packaged



Caliopo Sand



Caliopo Marine



Caliopo Turquoise



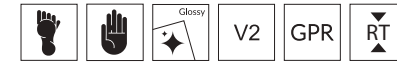
Caliopo Turquoise 15x15 cm_5,9"x5,9"



Caliopo Marine 15x15 cm_5,9"x5,9" & Midway Straw 30x120x2 cm_11,8"x47,2"x0,8"

CARMEN *by Bestile*


15x15 cm
5,9"x5,9"



Different graphics randomly packaged



Carmen White



Carmen Beige



Carmen Grey




Carmen Green



Carmen Blue



Carmen Blue 15x15 cm_5,9"x5,9" & Soul Greige 20x20x2 cm, 20x30x2 cm_7,8"x7,8"x0,8", 7,8"x11,8"x0,8"



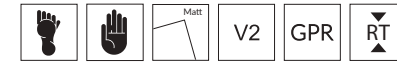
Carmen Green



Carmen Grey 15x15 cm_5,9"x5,9"

EUNOIA *by Bestile*

15x15 cm
5,9"x5,9"



Different graphics randomly packaged



Eunoia Sand



Eunoia Green



Eunoia Blue



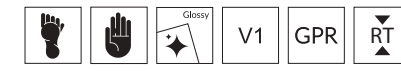
Eunoia Green 15x15 cm_5,9"x5,9"



Eunoia Blue 15x15 cm_5,9"x5,9" & Pierre Dot Sand 20x20x2 cm, 20x30x2 cm_7,8"x7,8"x0,8", 7,8"x11,8"x0,8"

KEO *by Bestile*

15x15 cm
5,9"x5,9"



Different graphics randomly packaged



Keo Sand



Keo Sky



Keo Marine



Keo Marine 15x15 cm_5,9"x5,9" & Aran Nat Black 20x20x2 cm, 20x30x2 cm_7,8"x7,8"x0,8", 7,8"x11,8"x0,8"



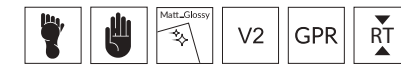
Keo Sand



Keo Sky 15x15 cm_5,9"x5,9" & Cedro Natural 30x120x2 cm_11,8"x47,2"x0,8"

MARITIMA *by Bestile*


15x15 cm
5,9"x5,9"



Different graphics randomly packaged



Maritima Sand



Maritima Sky



Maritima Marine



Maritima Turquoise



Maritima Sky 15x15 cm_5,9"x5,9" & Atlas Beige 20x120 cm_7,8"x47,2"




Maritima Turquoise



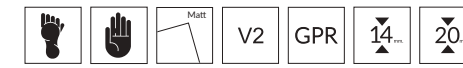
Maritima Sand 15x15 cm_5,9"x5,9" & Pisano Beige 60x120x2 cm_23,6"x47,2"x0,8"

BESTILE
Time to Create

FOURTEEN & TWENTY
14 & 20 MM Thickness Porcelain Tiles



ALSACIA *by Bestile*




Different graphics randomly packaged

20x20x2 cm | 20x30x2 cm
7,8"x7,8"x0,8" | 7,8"x11,8"x0,8"
20x20x1,4 cm | 20x30x1,4 cm
7,8"x7,8"x0,6" | 7,8"x11,8"x0,6"



Alsacia Nature



Alsacia Cotto



Alsacia Antique



Alsacia Nature



Alsacia Cotto



Alsacia Antique



Alsacia Cotto 20x20x2 cm & 20x30x2 cm_7,8"x7,8"x0,8" & 7,8"x11,8"x0,8"



Alsacia Nature 20x20x2 cm_7,8"x7,8"x0,8"

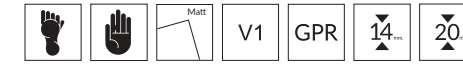


Alsacia Cotto



Alsacia Antique 20x20x2 cm & 20x30x2 cm_7,8"x7,8"x0,8" & 7,8"x11,8"x0,8"

ARAN *by Bestile*



Different graphics randomly packaged

20x20x2 cm | 20x30x2 cm
7,8"x7,8"x0,8" | 7,8"x11,8"x0,8"
20x20x1,4 cm | 20x30x1,4 cm
7,8"x7,8"x0,6" | 7,8"x11,8"x0,6"



Aran Nat Pearl



Aran Nat Grey



Aran Nat Black



Aran Tex Pearl



Aran Tex Grey



Aran Tex Black



Aran Nat Pearl



Aran Nat Grey



Aran Nat Black



Aran Tex Pearl



Aran Tex Grey



Aran Tex Black



Aran Tex Pearl 20x20x2 cm & 20x30x2 cm_7,8"x7,8"x0,8" & 7,8"x11,8"x0,8"

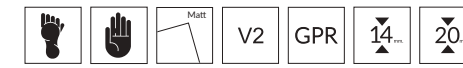


Aran Tex Grey & Aran Nat Grey



Aran Nat Black 20x20x2 cm & 20x30x2cm_7,8"x7,8"x0,8" & 7,8"x11,8"x0,8" & Keo Marine 15x15 cm_5,9"x5,9"

PIERRE *by Bestile*



Different graphics randomly packaged

20x20x2 cm | 20x30x2 cm
7,8"x7,8"x0,8" | 7,8"x11,8"x0,8"
20x20x1,4 cm | 20x30x1,4 cm
7,8"x7,8"x0,6" | 7,8"x11,8"x0,6"



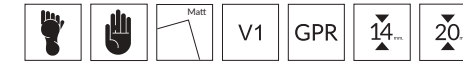
Pierre Dot Black, Lin Black & Tex Black

Pierre Tex Grey, Pierre Lin Grey & Pierre Dot Grey 20x20x2 cm & 20x30x2 cm_7,8"x7,8"x0,8" & 7,8"x11,8"x0,8"



Pierre Tex Sand & Pierre Lin Sand 20x20x2 cm_7,8"x7,8"x0,8"

PIZARRA *by Bestile*



Different graphics randomly packaged

20x20x2 cm | 20x30x2 cm
7,8"x7,8"x0,8" | 7,8"x11,8"x0,8"
20x20x1,4 cm | 20x30x1,4 cm
7,8"x7,8"x0,6" | 7,8"x11,8"x0,6"



Pizarra Black



Pizarra Black



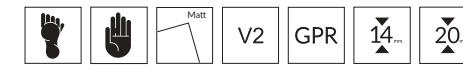
Pizarra Black 20x30x2 cm_7,8"x11,8"x0,8"



Pizarra Black

Pizarra Black 20x20x2 cm & 20x30x2 cm_7,8"x7,8"x0,8" & 7,8"x11,8"x0,8"

PORFIDO TEX *by Bestile*



Different graphics randomly packaged


20x20x2 cm | 20x30x2 cm
7,8"x7,8"x0,8" | 7,8"x11,8"x0,8"
20x20x1,4 cm | 20x30x1,4 cm
7,8"x7,8"x0,6" | 7,8"x11,8"x0,6"



Porfido Tex Beige



Porfido Tex Brown



Porfido Tex Grey



Porfido Tex Beige




Porfido Tex Brown



Porfido Tex Grey



Porfido Tex Grey 20x20x2 cm & 20x30x2 cm_7,8"x7,8"x0,8" & 7,8"x11,8"x0,8"



Porfido Tex Beige 20x30x2 cm_7,8"x11,8"x0,8"

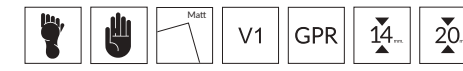


Porfido Tex Grey



Porfido Tex Brown 20x20x2 cm & 20x30x2 cm_7,8"x7,8"x0,8" & 7,8"x11,8"x0,8"

SOUL *by Bestile*



Different graphics randomly packaged

20x20x2 cm | 20x30x2 cm
7,8"x7,8"x0,8" | 7,8"x11,8"x0,8"
20x20x1,4 cm | 20x30x1,4 cm
7,8"x7,8"x0,6" | 7,8"x11,8"x0,6"



Soul Greige



Soul Black



Soul Greige



Soul Black



Soul Greige 20x20x2 cm & 20x30x2cm_7,8"x7,8"x0,8" & 7,8"x11,8"x0,8" & Carmen Blue 15x15 cm_5,9"x5,9"



Soul Black 20x20x2 cm_7,8"x7,8"x0,8"



Soul Greige



Soul Greige 20x20x2 cm_7,8"x7,8"x0,8"

14 mm Thickness

CEDRO *by Bestile*

Cedro
Vitrified & Rectified Porcelain Tiles

30x120x1,4 cm
11,8"x47,2"x0,6"

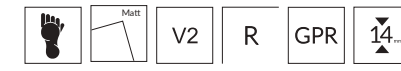


Cedro Nogal 30x120x1,4 cm_11,8"x47,2"x0,6"

14 mm Thickness

Cedro
Vitrified & Rectified Porcelain Tiles

CEDRO *by Bestile*



Different graphics randomly packaged

30x120x1,4 cm
11,8"x47,2"x0,6"



Cedro Roble



Cedro Nogal



Cedro Natural

Cedro Natural 30x120x1,4 cm_11,8"x47,2"x0,6"

14 mm Thickness

MIDWAY *by Bestile*

Midway
Vitrified & Rectified Porcelain Tiles

30x120x1,4 cm
11,8"x47,2"x0,6"

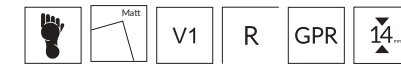


Midway Iroqo 30x120x1,4 cm_11,8"x47,2"x0,6" & Maritima Turquoise 15x15 cm_5,9"x5,9"

14 mm Thickness

Midway
Vitrified & Rectified Porcelain Tiles

MIDWAY *by Bestile*



Different graphics randomly packaged

30x120x1,4 cm
11,8"x47,2"x0,6"



Midway Haya



Midway Straw



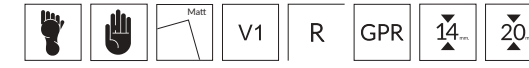
Midway Iroqo



Midway Straw

Midway Straw 30x120x1,4 cm_11,8"x47,2"x0,6"

GRANITO REAL *by Bestile*



Different graphics randomly packaged

60x90x1,4 cm | 60x90x2 cm
23,6"x35,4"x0,6" | 23,6"x35,4"x0,8"



Granito Real Gris



Granito Real Beige



Granito Real Gris

Granito Real Beige 60x90x1,4 cm_23,6"x35,4"x0,6"

VENUS RLV *by Bestile*




Different graphics randomly packaged

60x90x1,4 cm | 60x90x2 cm
23,6"x35,4"x0,6" | 23,6"x35,4"x0,8"



Venus RLV Beige



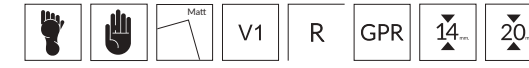
Venus RLV Gris



Venus RLV Beige

Venus RLV Beige 60x90x2 cm_23,6"x35,4"x0,8"

JULIETTE *by Bestile*



Different graphics randomly packaged


60x120x1,4 cm | 60x120x2 cm
23,6"x47,2"x0,6" | 23,6"x47,2"x0,8"

Available Sizes / Tamaños Disponibles



60x120x2 cm | 60x120x1,4 cm
23,6"x47,2"x0,8" | 23,6"x47,2"x0,6"

Available Colours / Colores Disponibles



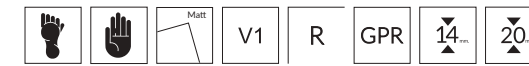
Juliette Bone

Juliette Gris



Juliette Bone 60x120x1,4 cm_23,6"x47,2"x0,6"


NIELSEN *by Bestile*



Different graphics randomly packaged


60x120x1,4 cm | 60x120x2 cm
23,6"x47,2"x0,6" | 23,6"x47,2"x0,8"

Available Sizes / Tamaños Disponibles



60x120x2 cm | 60x120x1,4 cm
23,6"x47,2"x0,8" | 23,6"x47,2"x0,6"

Available Colours / Colores Disponibles



Nielsen Beige

Nielsen Perla



Nielsen Perla 60x120x1,4 cm_23,6"x47,2"x0,6"

14 & 20 mm Thickness

PIERRE DOT *by Bestile*

Pierre Dot
Vitrified & Rectified Porcelain Tiles

60x120x1,4 cm | 60x120x2 cm
23,6"x47,2"x0,6" | 23,6"x47,2"x0,8"



Pierre Dot Sand 60x120x1,4 cm_23,6"x47,2"x0,6" & Pierre Tex Sand, Pierre Lin Sand & Pierre Dot Sand 20x20x1,4 cm & 20x30x1,4 cm_7,8"x7,8"x0,6" & 7,8"x11,8"x0,6"

PIERRE DOT *by Bestile*



60x120x1,4 cm | 60x120x2 cm
 23,6"x47,2"x0,6" | 23,6"x47,2"x0,8"



Available Sizes / Tamaños Disponibles



60x120x2 cm | 60x120x1,4 cm
 23,6"x47,2"x0,8" | 23,6"x47,2"x0,6"



20x30x2 cm | 20x30x1,4 cm
 7,8"x11,8"x0,8" | 7,8"x11,8"x0,6"




20x20x2 cm | 20x20x1,4 cm
 7,8"x7,8"x0,8" | 7,8"x7,8"x0,6"


Available Colours / Colores Disponibles



Pierre Dot Sand



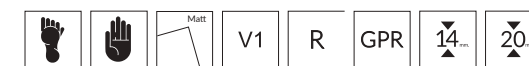
Pierre Dot Grey



Pierre Dot Black

Pierre Dot Grey 60x120x1,4 cm_23,6"x47,2"x0,6" & Pierre Tex Grey, Pierre Lin Grey & Pierre Dot Grey 20x20x1,4 cm & 20x30x1,4 cm_7,8"x7,8"x0,6" & 7,8"x11,8"x0,6"

PISANO *by Bestile*



Different graphics randomly packaged

60x120x1,4 cm | 60x120x2 cm
23,6"x47,2"x0,6" | 23,6"x47,2"x0,8"

Available Sizes / Tamaños Disponibles



60x120x2 cm | 60x120x1,4 cm
23,6"x47,2"x0,8" | 23,6"x47,2"x0,6"

Available Colours / Colores Disponibles



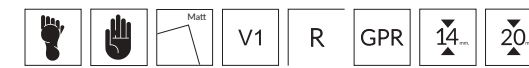
Pisano Beige

Pisano Gris



Pisano Beige 60x120x1,4 cm_23,6"x47,2"x0,6"


PIZARRA *by Bestile*



Different graphics randomly packaged

60x120x1,4 cm | 60x120x2 cm
23,6"x47,2"x0,6" | 23,6"x47,2"x0,8"

Available Sizes / Tamaños Disponibles



60x120x2 cm | 60x120x1,4 cm
23,6"x47,2"x0,8" | 23,6"x47,2"x0,6"

Available Colours / Colores Disponibles



Pizarra Blanco



Pizarra Gris



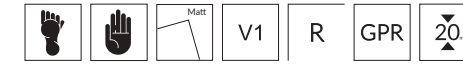
Pizarra Marengo



Pizarra Marengo 60x120x1,4 cm_23,6"x47,2"x0,6"

BALBI *by Bestile*

TWENTY
20MM THICKNESS
PORCELAIN TILES




Different graphics randomly packaged

90x90x2 cm
35,4"x35,4"x0,8"



Available Sizes / Tamaños Disponibles



90x90x2 cm
35,4"x35,4"x0,8"

Available Colours / Colores Disponibles



Balbi Perla



Balbi Ceniza

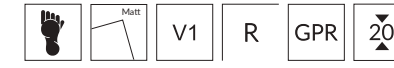


Balbi Gris

Balbi Perla 90x90x2 cm_35,4"x35,4"x0,8" & Alma Verde 15x15 cm_5,9"x5,9"

GRAVIER *by Bestile*

TWENTY
20MM THICKNESS
PORCELAIN TILES




Different graphics randomly packaged

90x90x2 cm
35,4"x35,4"x0,8"



Available Sizes / Tamaños Disponibles




90x90x2 cm
35,4"x35,4"x0,8"

Available Colours / Colores Disponibles



Gravier Arena



Gravier Beige



Gravier Gris

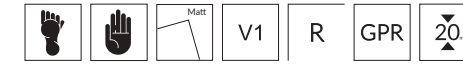
Gravier Gris 90x90x2 cm_35,4"x35,4"x0,8"

20 mm Thickness

Travertino
Vitrified & Rectified Porcelain Tiles

TRAVERTINO *by Bestile*

TWENTY
20MM THICKNESS
PORCELAIN TILES




Different graphics randomly packaged

90x90x2 cm
35,4"x35,4"x0,8"



Available Sizes / Tamaños Disponibles



90x90x2 cm
35,4"x35,4"x0,8"

Available Colours / Colores Disponibles




Travertino Blanco

Travertino Beige

Travertino Blanco 90x90x2 cm_35,4"x35,4"x0,8"

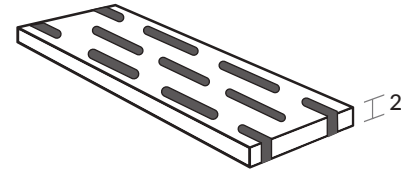
BESTILE
Time to Create

TECHNICAL INFORMATION
Información Técnica

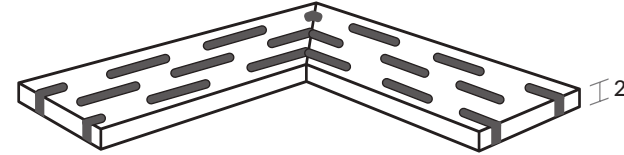


Special Pieces 14 & 20 mm

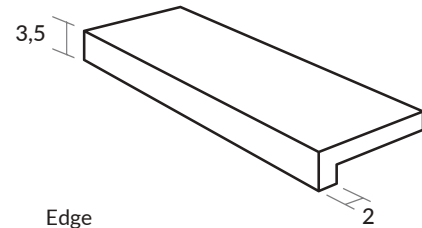
Piezas especiales 14 & 20 mm



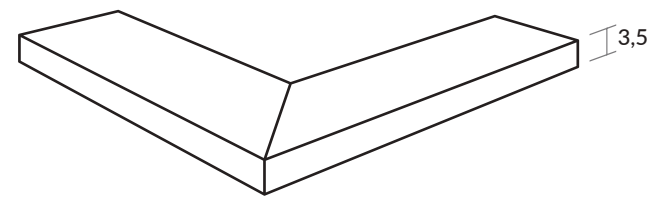
Grille
Rejilla
20x60_7,9"x23,6"
20x90_7,9"x35,4"
30x120_11,8"x47,2"



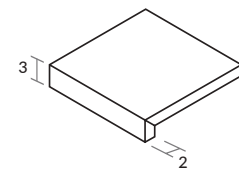
Corner Grille (Set 2 pieces)
Rejilla de esquina (Conjunto de 2 piezas)
20x60_7,9"x23,6"
20x90_7,9"x35,4"
30x120_11,8"x47,2"



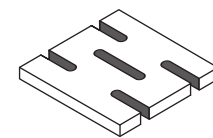
Edge
Peldaño
20x60_7,9"x23,6"
20x90_7,9"x35,4"
30x120_11,8"x47,2"



Outside Corner Edge (Set 2 pieces)
Peldaño de esquina (Conjunto de 2 piezas)
20x60_7,9"x23,6"
20x90_7,9"x35,4"
30x120_11,8"x47,2"



















Simple Step
Peldaño
20x20_7,9"x7,9"
20x30_H_7,9"x11,8"
20x30_V_7,9"x11,8"



Water Grille
Rejilla
20x20_7,9"x7,9"
20x30_7,9"x11,8"

Icons meaning

Significado de los iconos

	Wall Tiles Revestimiento
	Floor Tiles Pavimento
	Matt Finish Acabado Mate
	Polished Finish Acabado Pulido
	Glossy Finish Acabado Brillo
	Matt_Glossy Finish Acabado Mate_Brillo
	Light Shade Variation Apariencia uniforme
	Medium Shade Variation Ligera variación
	High Shade Variation Moderada variación
	Super High Shade Variation Sustancial variación
	Rectified Tiles Piezas Rectificadas
	White Body Tiles Pasta Blanca
	Porcelain Tiles Porcelánico esmaltado
	Regular Thickness Espesor normal
	14 mm Thickness Espesor 14 mm
	20 mm Thickness Espesor 20 mm

How to read this catalogue 1/2

Como leer este catálogo 1/2

1 Environment proposal
Propuesta de ambiente

2 Serie name
Nombre de la serie

3 Description of the environment
Descripción del ambiente

4 Product detail photo
Foto detalle producto

5 Available formats
Formatos disponibles

6 Product typology
Tipología de producto
RECTIFIED POLISHED PORCELAIN TILES
Azulejo Porcelánico Pulido y Rectificado
RECTIFIED PORCELAIN TILES
Azulejo Porcelánico Rectificado
PORCELAIN TILES
Azulejo Porcelánico
14 & 20 MM THICKNESS PORCELAIN TILES
Azulejo Porcelánico Espesorado de 14 y 20 mm
WHITE BODY TILES
Pasta Blanca

7 Available colors
Colores disponibles

8 Tile image
Imagen de una pieza

9 Icons of ceramic finish
Iconos del acabado cerámico

10 Category
Categoría

BESTILE
Time to Create

Decorative

10

10

1

2

IRIS by Bestile

Decorative

64

Iris Aguardina 7,5x30 cm, 2,9"x11,8" & Venus Gris 60x60 cm, 23,6"x23,6" & 30x60 cm, 11,8"x23,6"

9

8

7

6

Iris White Body Tiles
7,5x30 cm
2,9"x11,8"

10

5

4

Iris Blanco

Iris Gris

Iris Beige

Iris Aguardina

Iris Marron

Iris Azul

Different graphics randomly packaged

Iris Azul 7,5x30 cm, 2,9"x11,8"

BESTILE | 65

1

1

3

Iris Beige 7,5x30 cm, 2,9"x11,8"

62

BESTILE | 63

How to read this catalogue 2/2

Como leer este catálogo 2/2

1 Environment proposal
Propuesta de ambiente

2 Serie name
Nombre de la serie

3 Description of the environment
Descripción del ambiente

4 Product detail photo
Foto detalle producto

5 Available formats
Formatos disponibles

6 Product typology
Tipología de producto
RECTIFIED POLISHED PORCELAIN TILES
Azulejo Porcelánico Pulido y Rectificado
RECTIFIED PORCELAIN TILES
Azulejo Porcelánico Rectificado
PORCELAIN TILES
Azulejo Porcelánico
14 & 20 MM THICKNESS PORCELAIN TILES
Azulejo Porcelánico Espesorado de 14 y 20 mm
WHITE BODY TILES
Pasta Blanca


7 Available colors
Colores disponibles

8 Tile image
Imagen de una pieza

9 Icons of ceramic finish
Iconos del acabado cerámico

10 Category
Categoría

BESTILE
Time to Create

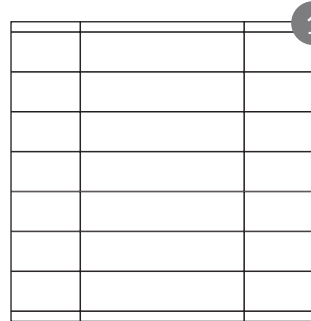


Types of laying

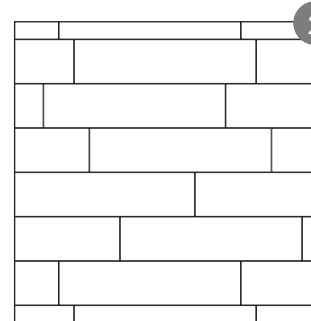
Tipos de colocación

Below are some examples of placement, depending on the format of the tiles.
Aquí se muestran algunos ejemplos de colocación, según el formato de las baldosas.

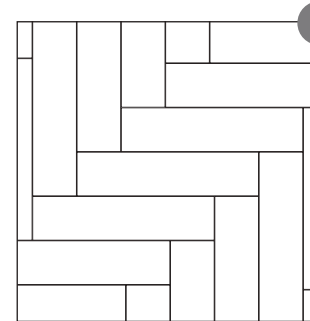
DECORATIVE TILES, RECTANGULAR FORMAT 2"x9,8" / 2,6"x7,9" / 2,9"x11,8" / 3,9"x11,8"
FORMATO RECTANGULAR, PIEZAS DECORATIVE 5x25 cm / 6,5x20 cm / 7,5x30 cm / 10x30 cm



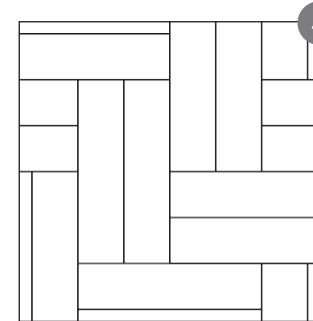
1
Traditional rectangular format laying in horizontal.
Colocación tradicional formato rectangular en horizontal.




2
Looked laying.
Colocación trabada.



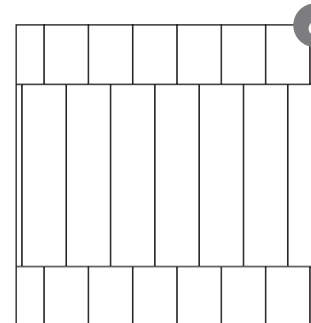
3
90° herringbone laying.
Colocación en espiga 90°



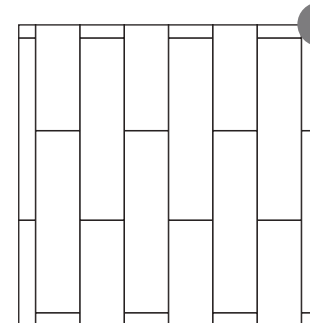
4
90° herringbone laying two tiles.
Colocación en espiga dos piezas 90°



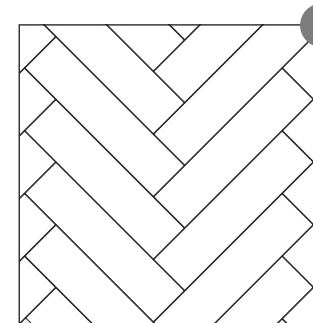
5
Traditional rectangular format laying in vertical.
Colocación tradicional formato rectangular en vertical.



6
Vertical placement moved 50%
Colocación en vertical movida 50%

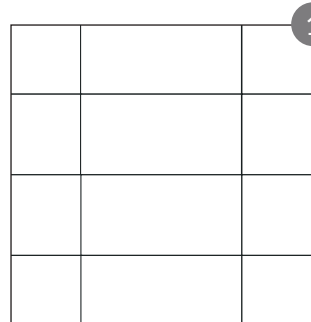


7
Vertical placement moved 50%
Colocación en vertical movida 50%

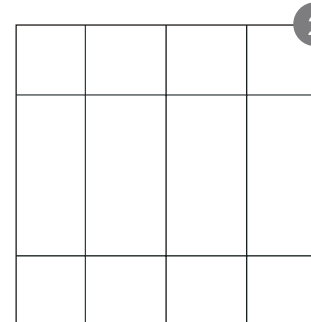


8
45° herringbone laying
Colocación en espiga 45°


TILES RECTANGULAR FORMAT 23,6"x47,2"
FORMATO RECTANGULAR PIEZAS 60x120 cm



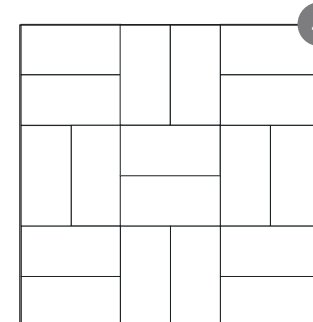
1
Traditional rectangular format laying in horizontal.
Colocación tradicional formato rectangular en horizontal.



2
Traditional rectangular format laying in vertical.
Colocación tradicional formato rectangular en vertical.

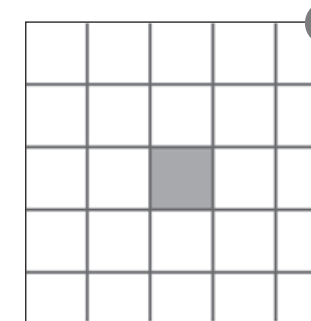


3
Rectangular format laying with running joint.
Colocación formato rectangular con junta corrida.

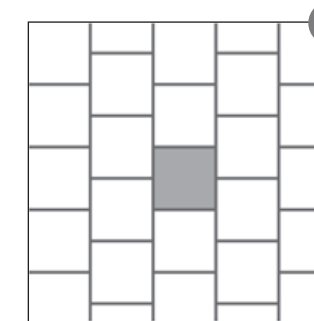


4
Two by two laying in rectangular format.
Colocación dos a dos en formato rectangular.

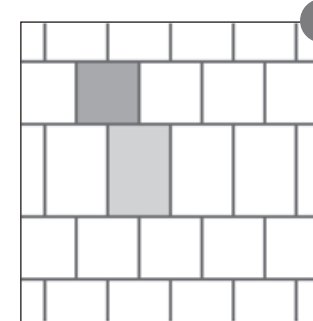
FORMAT SCHEMES 7,8"x7,8" & 7,8"x11,8"
ESQUEMAS FORMATO 20x20 cm y 20x30 cm



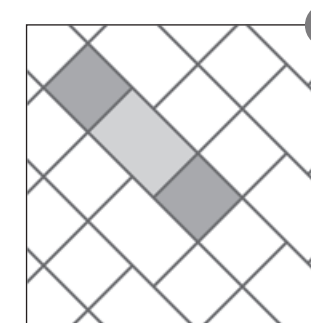
1
1m² | 20x30cm_7,8"x11,8" - 0% m2
20x20cm_7,8"x7,8" - 100% m2



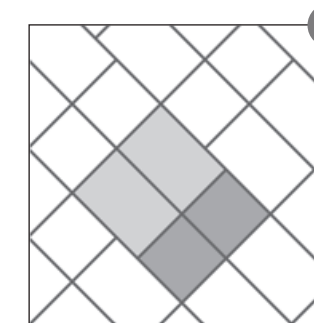
2
1m² | 20x30cm_7,8"x11,8" - 0% m2
20x20cm_7,8"x7,8" - 100% m2



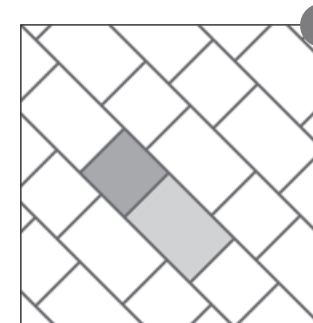
3
1m² | 20x30cm_7,8"x11,8" - 72,7% m2
20x20cm_7,8"x7,8" - 27,3% m2



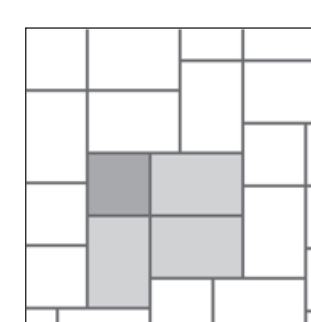
4
1m² | 20x30cm_7,8"x11,8" - 44,7% m2
20x20cm_7,8"x7,8" - 55,3% m2



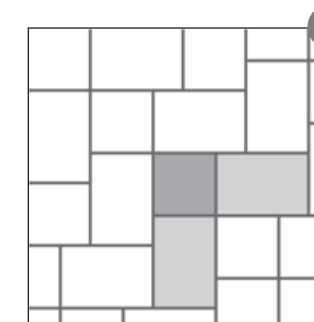
5
1m² | 20x30cm_7,8"x11,8" - 63,8% m2
20x20cm_7,8"x7,8" - 36,2% m2



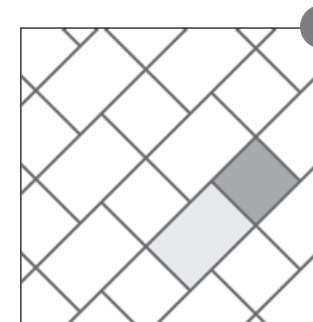
6
1m² | 20x30cm_7,8"x11,8" - 62,8% m2
20x20cm_7,8"x7,8" - 37,2% m2



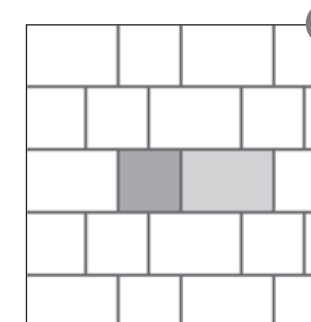
7
1m² | 20x30cm_7,8"x11,8" - 77,8% m2
20x20cm_7,8"x7,8" - 22,2% m2



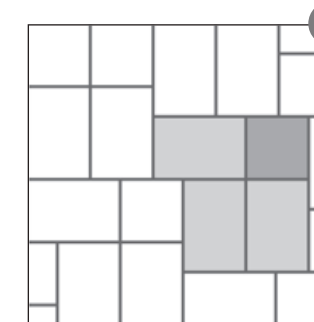
8
1m² | 20x30cm_7,8"x11,8" - 72,7% m2
20x20cm_7,8"x7,8" - 27,3% m2



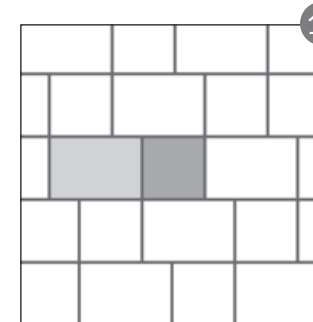
9
1m² | 20x30cm_7,8"x11,8" - 64,7% m2
20x20cm_7,8"x7,8" - 35,3% m2



10
1m² | 20x30cm_7,8"x11,8" - 64,7% m2
20x20cm_7,8"x7,8" - 35,3% m2



11
1m² | 20x30cm_7,8"x11,8" - 64,7% m2
20x20cm_7,8"x7,8" - 35,3% m2



12
1m² | 20x30cm_7,8"x11,8" - 61,9% m2
20x20cm_7,8"x7,8" - 38,1% m2

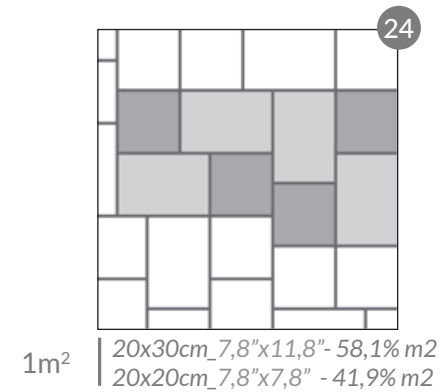
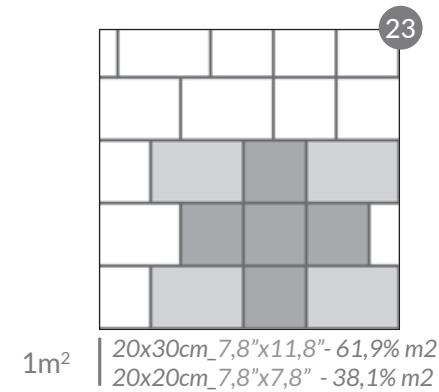
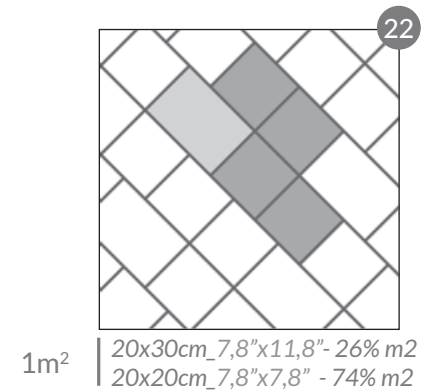
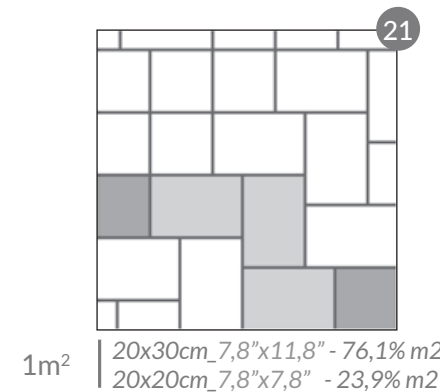
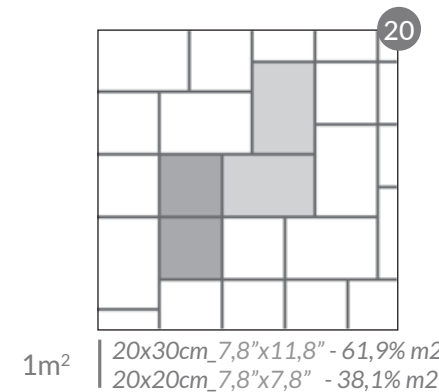
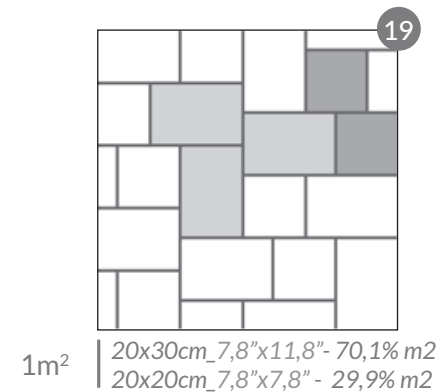
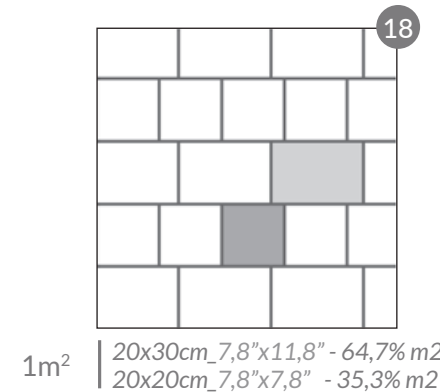
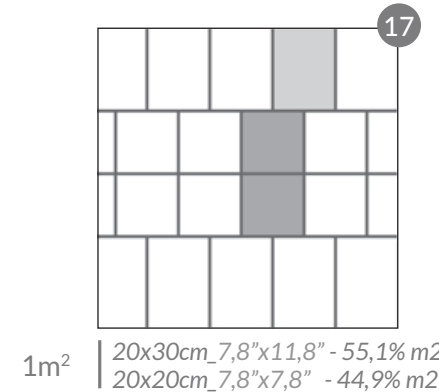
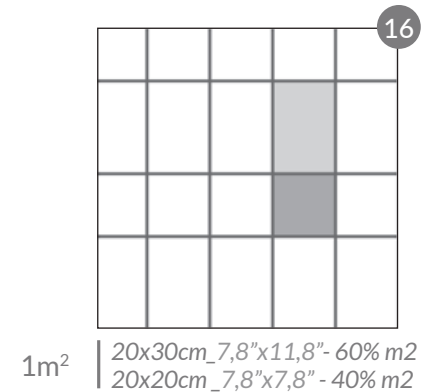
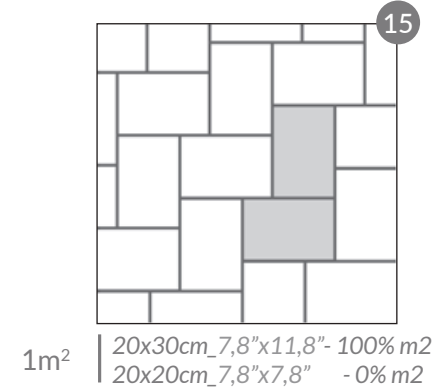
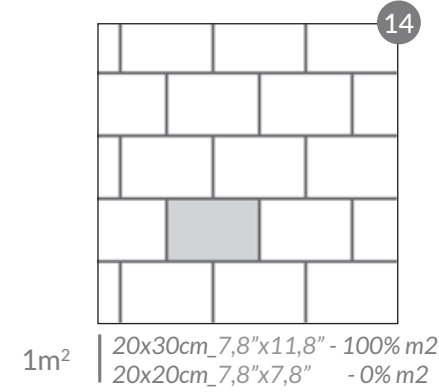
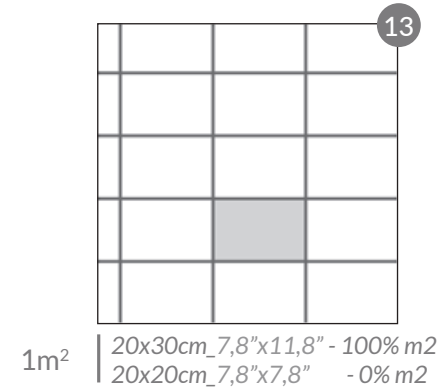
Types of laying

Tipos de colocación

Below are some examples of placement, depending on the format of the tiles.
Aquí se muestran algunos ejemplos de colocación, según el formato de las baldosas.

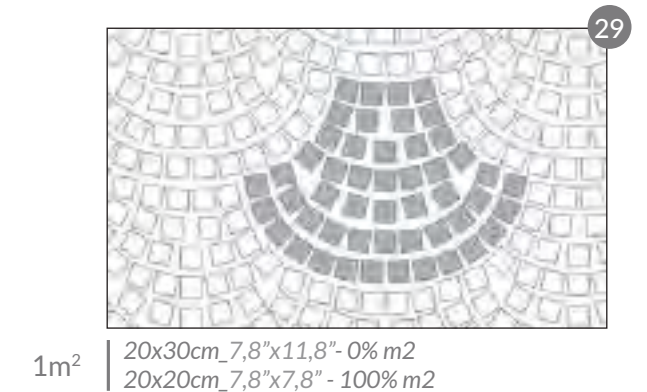
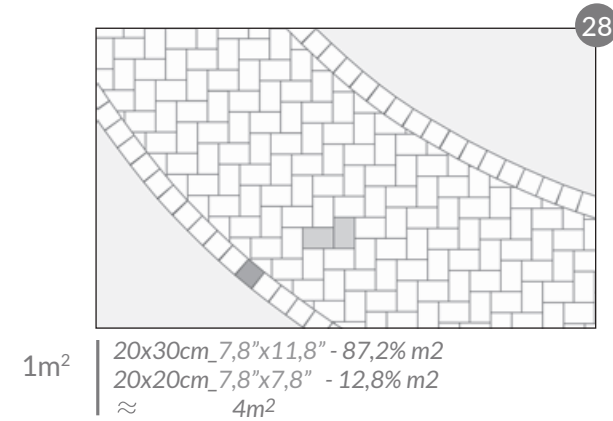
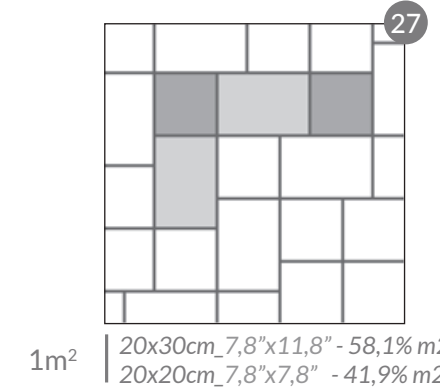
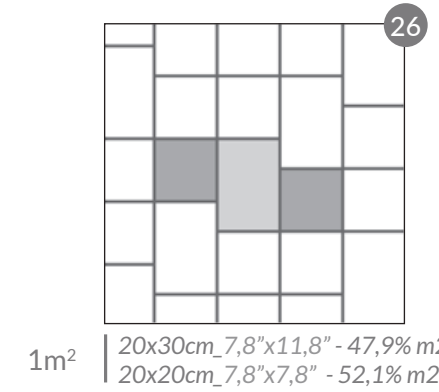
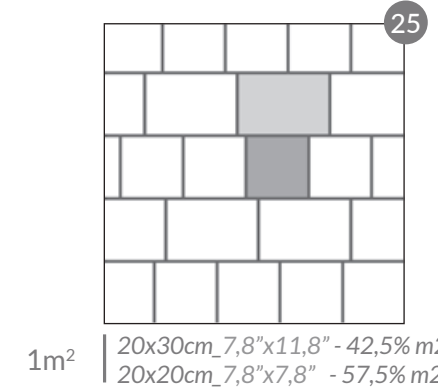
FORMAT SCHEMES 7,8"x7,8" & 7,8"x11,8"

ESQUEMAS FORMATO 20x20 cm y 20x30 cm



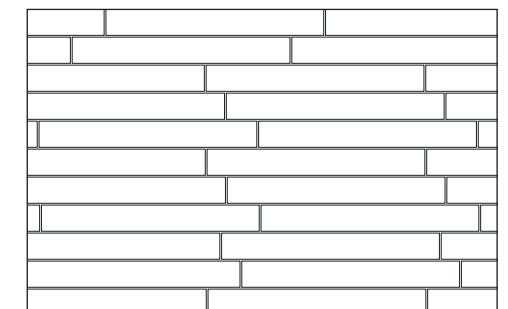
FORMAT SCHEMES 7,8"x7,8" & 7,8"x11,8"

ESQUEMAS FORMATO 20x30 cm y 20x20 cm

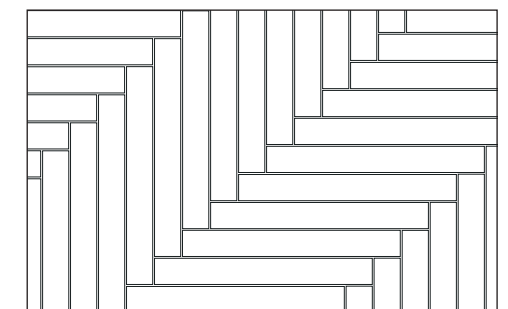


RECTANGULAR FORMAT WOODS

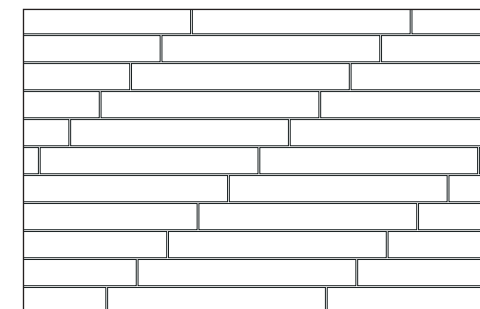
FORMATO RECTANGULAR MADERAS




Locked laying (up to 12 cm.)
Colocación trabada (hasta 12 cm)



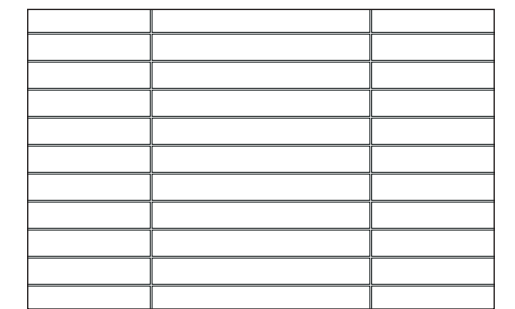
90° herringbone laying.
Colocación en espiga 90°



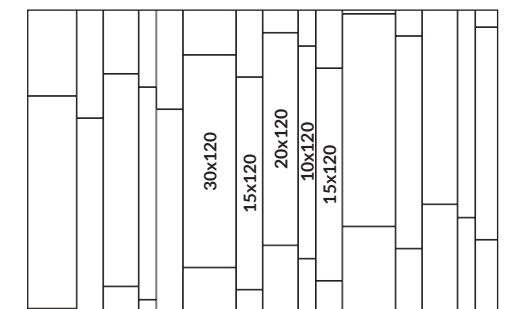
Regular laying (maximum separation 12 cm)
Colocación regular (separación máxima 12 cm)



45° herringbone laying
Colocación en espiga 45°



Regular laying.
Colocación regular.

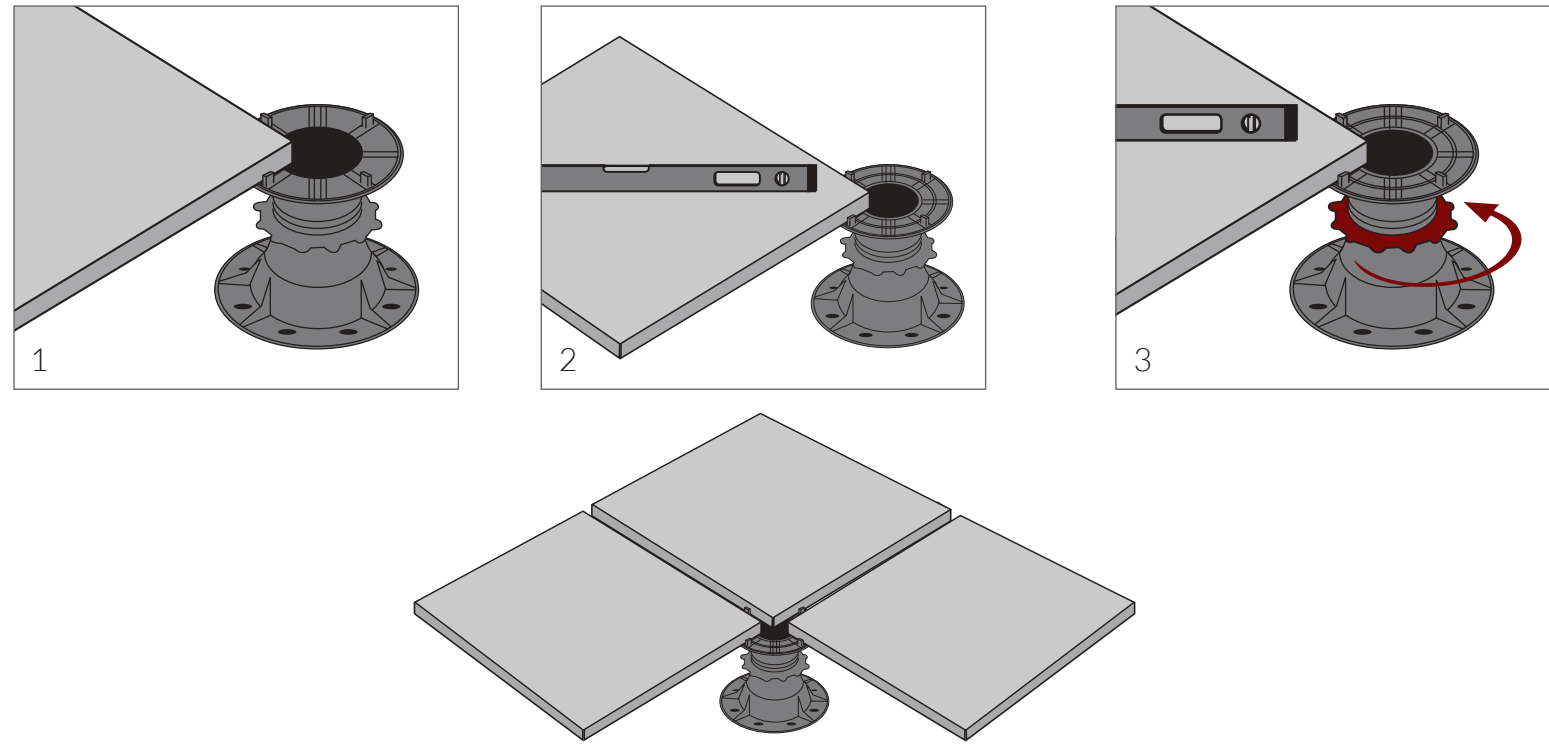


Multi 1 laying example
Ejemplo de colocación Multi 1

Installation guide_Raised laying

Guía de instalación_Sistema elevado

20 mm Thickness



In the raised floor system, 20 mm thickness porcelain tiles are placed on supports (plots) of adjustable height, which allows to obtain in a easy and quickly way the desired height, something that greatly helps the installation of the pieces. It is perfect for areas with a slight inclination such as terraces, gardens, patios or pedestrian crossings, among others, since the plot, being self-adjusting would balance this unevenness.

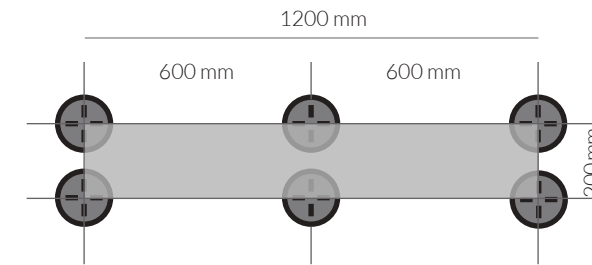
To install the 20mm thickness porcelain tiles, we must only place the piece on the plots, check the inclination with a level and adjust the PVC support to the desired height to achieve the desired planimetry (see drawings 1, 2 and 3).

For heights greater than 40 cm, we recommend using a batten substructure and mesh reinforcement on the back of the tile to avoid defragmentation or reduce the distance between battens.

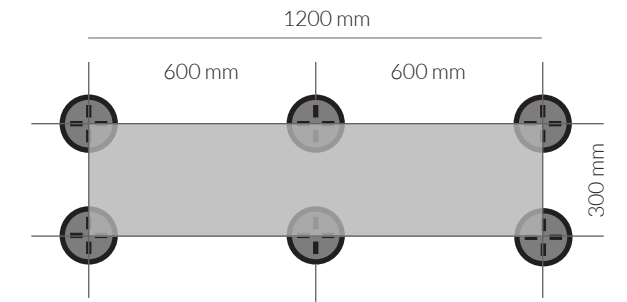
En el sistema de suelo elevado, las baldosas de porcelánico de 20 mm de grosor se colocan sobre soportes (plots) de altura ajustable, lo que permite obtener de manera fácil y rápida la altura deseada, algo que facilita en gran medida la instalación de las piezas. Es perfecto para áreas con una ligera inclinación, como terrazas, jardines, patios o pasos peatonales, entre otros, ya que el plot, al ser autoajustable, compensa este desnivel.

Para instalar las baldosas de porcelánico de 20 mm de grosor, solo debemos colocar la pieza sobre los plots, comprobar la inclinación con un nivel y ajustar el soporte de PVC a la altura deseada para lograr la planimetría deseada (ver dibujos 1, 2 y 3).

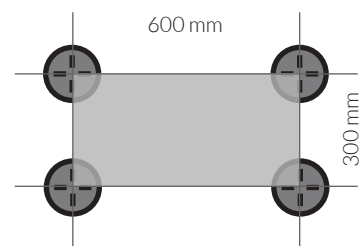
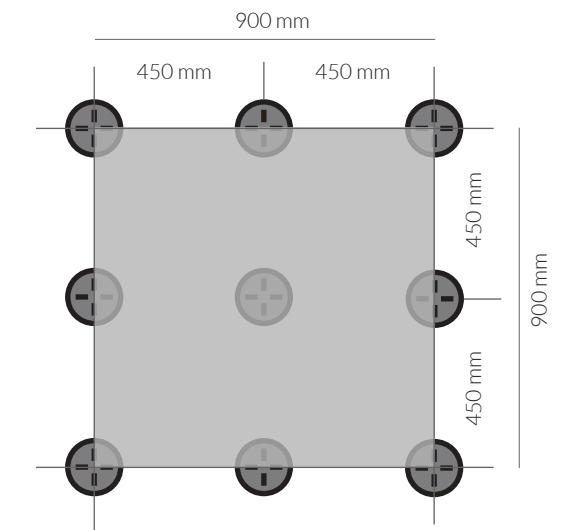
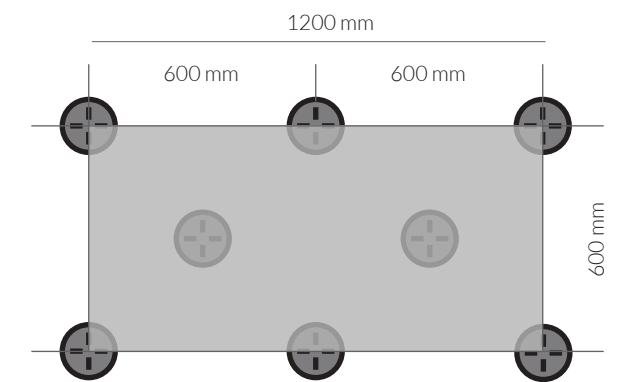
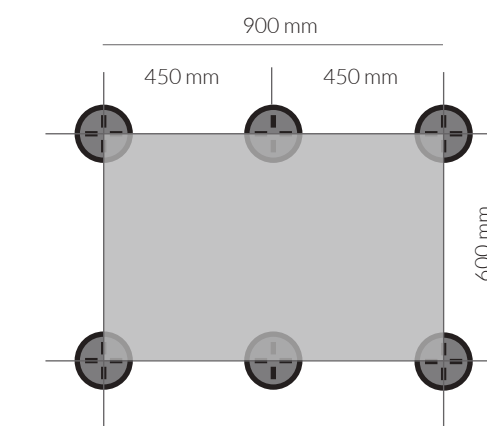
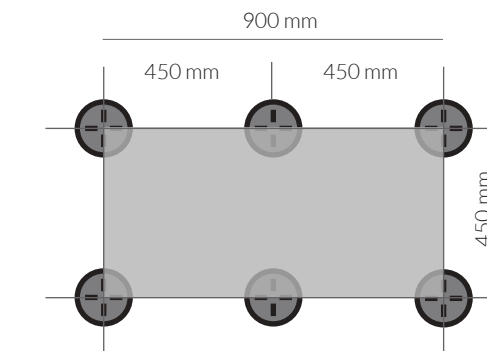
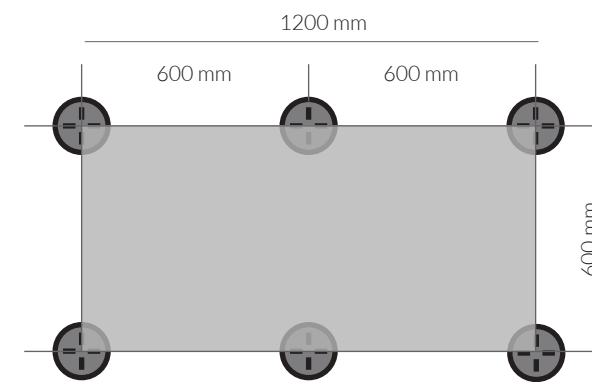
Para alturas superiores a 40 cm, recomendamos utilizar una subestructura de listones y refuerzo de malla en la parte posterior de la baldosa para evitar la fragmentación o reducir la distancia entre los listones.



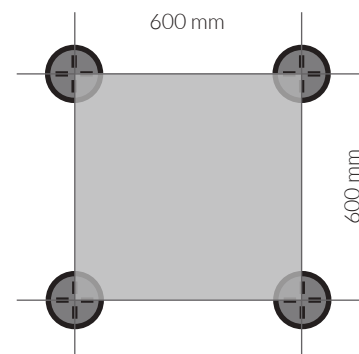
Private Use
Uso Privado
6 Plots
Height / Altura <20 cm



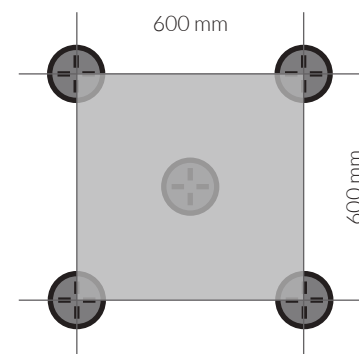
Public Use
Uso Público
8 Plots
Height / Altura >20 cm



Private Use
Uso Privado
4 Plots
Height / Altura <20 cm



Private Use
Uso Privado
4 Plots
Height / Altura <20 cm



Public Use
Uso Privado
5 Plots
Height / Altura >20 cm

Installation instructions

Ceramic tiles

1. Installation of ceramic tiles should be carried out by skilled personnel, with demonstrable experience and appropriate tools and equipment, (i.e. toothed trowels, tile spacers, rubber mallets and suction cups for installation, and rubber trowels, sponges and containers for grouting). Check the information contained on the packaging beforehand, and meticulously follow the manufacturer's recommendations.

2. Check that the substrate to be covered is stable and the base is suitable for installing ceramic tiles: rough texture, not friable completely flat and level. We recommend that all damp areas are waterproofed.

3. Surfaces to be tiled must be completely free of dust or any other substance which could impair tile adhesion. For specific installations (radiant heating systems, façades with mechanical anchors, ceramics on roofs/ceilings or particular design constraints) request additional information specifically for each application.

4. The workplace must be adequately lit to detect possible installation defects easily, especially lippage between tiles. Electric site lighting is recommended, to provide brighter than normal light.

5. Choose the type of adhesive depending on the conditions and tiles used. The choice of tile and adhesive are critical to the subsequent performance of the entire work. Factors to take into account are: the type of ceramic material, tile format, substrate and end use (any traffic it will be subjected to, safety requirements in respect of falls...)

6. The only fixing system recommended is installation on a thin layer using a toothed trowel. A double bonding technique (with adhesive applied to both the substrate and the back of the ceramic tile) is recommended for tiles with a format larger than 1,000 cm². It is essential to remove any traces of bonding material that may remain on the surface of the tile prior to setting, ensuring that the joint is left clean to make grouting easier. Do not use metal tools or blunt elements in cleaning operations that could damage the surface of the tiles.

7. Great care should be taken when handling to avoid scratching, breaking or chipping the tiles, especially rectified tiles. Prior to installation, check that the tiles are free from defects.

8. Grout joints should be at least 1,5mm for interior flooring and 5mm for exterior paving. For installations with offset joints, stagger the tiles at the 3/4 point. Self-levelling tile spacers are recommended.

*Before using the system of anti-leveling crossings, perform a preliminary test with the type of wall tiles or floor tiles to be placed and check that du-ring the breakage process of the separator, the tile is not damaged especially in embossed or rectified tiles without beveling. Consult the national standards of placement and respect the minimum joint width indicated for the type of tile and installation to be carried out.

9. Follow manufacturer's recommendations in respect of the preparation and use of adhesives. Do not apply adhesive at a thickness greater than indicated on the label, check the wetting capacity of the adhesive and press the ceramic tile into the bonding material with a side to side movement. Distribute the adhesive evenly under the tile. Different thicknesses may produce lippage defects caused by differential shrinkage of the bonding material. When positioning adjacent to previously installed ceramic tiles, estimate possible shrinkage and compensate for this.

10. Edge joints occurring at corners, changes of paving level and changes of material should be covered with tile trim or a tile itself and sealed with flexible sealant. Minimum joint width: 8 mm.

11. Take account of structural joints. Movement joints should be positioned as directed by the project designer. In general, do not design areas greater than 50-70 m² for interiors and half that for exteriors. Minimum joint width: 8 mm.

12. Both during installation and at the end of the day, check the quality of the work carried out before the bonding material sets. Correct any defects using suction cups and rubber mallets.

13. Prior to grouting, check that the bonding material has hardened. Remove the tile spacers, clean the joints along their length, width and depth, and check the joint is not damp.

14. Joints should be grouted when the tiles are completely fixed to the substrate. In respect of paving, follow the recommendations of the adhesive manufacturer to ensure sufficient time is allowed before the floor is walked on or subjected to load. In this way movement and/or breakages are avoided.

15. Follow the manufacturer's recommendations in respect of the preparation and use of grouting materials. Ensure that the material and tools chosen do not damage the tile surface. The grout should be applied using a rubber trowel.

16. Wait for the grout to start to dry, then clean with a sponge dampened in clean water. Do not allow the grout to harden on the tile, especially on textured tiles. Do not soak the joint with excess water.

17. Protect the paving against premature loading, other construction work and adverse weather. We recommend covering the paving with sheets or boards to avoid a build-up of dirt and to protect from scratches, abrasion and impact.

18. For cleaning, use products compatible with the chemical resistance of the tiles. Do not use strong detergents containing abrasives or cleaning agents containing hydrofluoric acid (HF). This acid attacks the glazing and will cause irreparable damage to the tiles.

Instrucciones de instalación

Baldosas cerámicas

1. La colocación de cerámica requiere de personal cualificado, con experiencia demostrada y herramientas y útiles adecuados: llanas dentadas, crucetas, mazas de goma, ventosas para la colocación y llanas de goma, esponjas y cubetas para el rejuntado. Revisar previamente la información contenida en los embalajes y respetar escrupulosamente las recomendaciones del fabricante.

2. Comprobar que el soporte que se va a revestir sea estable y el fondo de colocación adecuado para la colocación de cerámica: superficie con textura rugosa no disgregable, perfectamente nivelada y sin defectos de planitud. Se recomienda la impermeabilización de ambientes húmedos.

3. La superficie a revestir debe estar totalmente limpia de polvo o cualquier otra sustancia que pueda perjudicar la adhesión de las baldosas. Para colocaciones específicas (sistemas de calefacción radiante, fachadas con anclajes mecánicos, cerámica en techos ó resolución de parámetros particulares de proyecto) solicitar información concreta adicional para cada situación.

4. La iluminación del lugar de trabajo ha de ser lo suficientemente intensa como para detectar con facilidad cualquier defecto de colocación, especialmente "cejas" entre baldosas. Se recomienda trabajar con focos eléctricos y una iluminación superior a la de uso.

5. Elegir el tipo de adhesivo en función del ambiente y baldosa a revestir. La elección de la baldosa y del adhesivo son críticos en el comportamiento posterior del conjunto. Los factores a tener en cuenta son: tipo de material cerámico, formato de la baldosa, soporte de colocación y destino de uso (tráfico al que va ser sometido, requisitos de seguridad frente a caídas,...).

6. El único sistema de colocación recomendado es la colocación en capa fina y llana dentada. En baldosas con formato superior a 1.000 cm², se recomienda la técnica de doble encolado, con aplicación del adhesivo tanto sobre el soporte como en el dorso de la baldosa cerámica.

Es fundamental retirar los restos de material de agarre que puedan quedar sobre la superficie de la baldosa antes de su fraguado, asegurándose de dejar la junta limpia para facilitar las labores de rejuntado. No utilizar herramientas metálicas ni elementos contundentes en operaciones de limpieza que puedan deteriorar la superficie de las baldosas.

7. Todas las baldosas cerámicas y en especial las rectificadas, deben manipularse con el máximo

cuidado, para evitar su rayado, despuntado o desconchado. Antes de iniciar la colocación, comprobar que la baldosa no presente ningún defecto. Verificar tono y calibrar antes de instalar.

8. Las juntas de colocación serán de al menos 1,5 mm en colocaciones interiores y 5 mm en pavimentos exteriores. En colocaciones a junta trabada, realizar la colocación a 3/4 de pieza. Se recomienda el uso de crucetas autonivelantes.

*Antes de utilizar el sistema de crucetas antinivelantes, realizar una prueba previa con el tipo de revestimiento o pavimento a colocar y comprobar que durante el proceso de rotura del separador no se dañe la baldosa, especialmente en azulejos con relieve o rectificadas sin biselar. Consultar las normas de colocación nacionales y respetar el ancho de junta mínimo indicado para el tipo de baldosa e instalación a realizar.

9. Respetar las recomendaciones del fabricante en la preparación y utilización de los adhesivos. No aplicar el adhesivo en un espesor final superior al indicado en el saco, comprobar la capacidad humectante del adhesivo y presionar la cerámica sobre el material de agarre mediante un movimiento de vaivén. Distribuir el adhesivo de forma homogénea bajo la baldosa. Espesores diferentes pueden producir defectos tipo "ceja" por retracción diferencial del material de agarre. Cuando deba continuarse una colocación a partir de una cerámica ya colocada, estimar la posible retracción y tomar un nivel que la compense.

10. Las juntas perimetrales estarán presentes en esquinas, cambios de plano del pavimento y cambios de material. Se recomienda cubrir con el zócalo o la propia baldosa y sellar con una masilla elástica. Anchura mínima de la junta: 8mm.

11. Respetar las juntas estructurales. Realizar las juntas de movimiento según las indicaciones del técnico de la obra. En general, no diseñar áreas superiores a 50-70 m² en interiores y la mitad en exteriores. Anchura mínima de la junta: 8 mm.

12. Tanto durante la fase de colocación como antes de finalizar la jornada, revisar la calidad del trabajo realizado antes de que el material de agarre complete su tiempo de ajuste y corregir los efectos mediante el uso de ventosas y mazos de goma.

13. Antes de proceder al rejuntado, revisar que el material de agarre haya endurecido. Retirar los restos de crucetas, limpiar las juntas de colocación en toda su longitud, anchura y profundidad y finalmente, comprobar que no quede humedad en el interior de la junta.

14. El relleno de juntas se debe realizar cuando

las baldosas se encuentren perfectamente adheridas al soporte. En el caso del pavimento, se deben respetar las recomendaciones del fabricante de adhesivos, con el fin de dejar transcurrir el tiempo suficiente antes de ser pisado o sometido a cualquier tipo de carga. Se pueden evitar así despegues o roturas prematuras.

15. Respetar las recomendaciones del fabricante en la preparación y utilización de los materiales de junta. Comprobar que el material y herramienta elegida no dañan la superficie de la cerámica. El material de rejuntado se aplicará con llana de goma.

16. En zonas de agua se debe utilizar material de rejuntado de naturaleza epoxi y cubrir los encuentros con bañera ó ducha con silicona para evitar filtraciones de agua que generan problemas de absorción y potenciales cambios de tonalidad y expansión por humedad.

17. Proteger el pavimento contra cargas prematuras, otros trabajos de obra y condiciones climáticas adversas. Se recomienda cubrir los pavimentos con láminas o paneles que eviten la acumulación de suciedad y protejan del rayado, la abrasión y golpes.

18. En la limpieza de obra, utilizar productos compatibles con la resistencia química de las baldosas. Evitar el uso de detergentes sólidos con partículas abrasivas, así como agentes de limpieza que contengan ácido fluorhídrico (HF). Este ácido ataca el esmalte y causa daños irreparables en la cerámica.

The placement technique recommended by BESTILE, S.L. and described in this document has been developed taking as reference the guidelines marked in the Ceramic tile Guide, edited by the Valencian Institute of Building. In any case, consult the national standards for laying and putting into service of ceramic tiles and follow their instructions.

Bestile S.L. declines any responsibility if the instructions set forth in this catalogue are not followed, as well as for any material once it has been installed.

La técnica de colocación recomendada por BESTILE S.L. y descrita en este documento se ha desarrollado tomando como referencia las directrices marcadas en la Guía de la Baldosa Cerámica, editada por el Instituto Valenciano de la Edificación. En todo caso, consultar las normas nacionales sobre colocación y puesta en servicio de revestimientos cerámicos y seguir sus indicaciones.

Bestile S.L. declina cualquier responsabilidad si no se siguen las instrucciones plasmadas en este catálogo, así como de cualquier material una vez colocado.

CTE. Spanish Building Code

CTE. Código Técnico de la Edificación

“Safety of Use” Basic Document 1 (“DB SU 1 – Preventing Falls”) of the Spanish Building Code (the CTE in Spanish) defines the requirements that a floor covering must meet in buildings or areas used for health-related, educational, commercial, administrative or public purposes or for parking (excluding areas of restricted use). To comply, the flooring must achieve a minimum slip resistance (Rd) value.

The slip resistance value “Rd” is determined by means of the pendulum test described in Annex C of the UNE EN 16165: 2022 standard.

The following table shows the rating system for flooring, depending on its slip resistance:

El CTE, Código Técnico de la Edificación, dentro de su Documento Básico de seguridad de Utilización 1 “DB SU 1 - seguridad frente al riesgo de caídas”, define los requisitos que debe cumplir un suelo para poder ser utilizado como pavimento de los edificios o zonas de uso sanitario, docente, comercial, administrativo, aparcamiento y pública concurrencia (excluidas las zonas de uso restringido). Para ello, el pavimento deberá cumplir con un valor mínimo al deslizamiento “Rd”.

El valor de resistencia al deslizamiento “Rd”, se determina mediante el ensayo del péndulo descrito en el anexo C de la normativa UNE EN 16165: 2022.

La siguiente tabla establece la clasificación de los suelos según su resbaladidad:

SLIP RESISTANCE RD RESISTENCIA AL DESLIZAMIENTO RD	CLASS CLASE
Rd < 15	0
15 < Rd < 35	1
35 < Rd < 45	2
Rd > 45	3



RATING REQUIRED FOR FLOORING DEPENDING ON ITS LOCATION / CLASE EXIGIBLE A LOS SUELOS EN FUNCIÓN DE SU LOCALIZACIÓN

LOCATION AND CHARACTERISTICS OF THE FLOOR LOCALIZACIÓN Y CARACTERÍSTICAS DE SUELO	CLASS CLASE
DRY INDOOR AREAS / ZONAS INTERIORES SECAS: SURFACES WITH A SLOPE OF LESS THAN 6% SUPERFICIES CON PENDIENTE MENOR QUE EL 6% SURFACES WITH A SLOPE EQUAL TO OR HIGHER THAN 6% AND STAIRS SUPERFICIES CON PENDIENTE IGUAL O MAYOR QUE EL 6% Y ESCALERAS	1 2
INDOOR AREAS SUBJECT TO MOISTURE, SUCH AS ENTRANCES TO BUILDINGS FROM OUTDOOR AREAS (1), COVERED TERRACES AND BALCONIES, CHANGING ROOMS, BATHROOMS, CLOAKROOMS, KITCHENS ETC: ZONAS INTERIORES HÚMEDAS, TALES COMO LAS ENTRADAS A LOS EDIFICIOS DESDE EL ESPACIO EXTERIOR (1), TERRAZAS CUBIERTAS, VESTUARIOS, BAÑOS, ASEOS, COCINAS, ETC.:	2 3
OUTDOOR AREAS. SWIMMING POOLS. SHOWERS (2) ZONAS EXTERIORES. PISCINAS. DUCHAS (2)	3

(1) EXCEPT FOR ACCESSES THAT LEAD DIRECTLY TO AREAS OF RESTRICTED USE.

(1) EXCEPTO CUANDO SE TRATE DE ACCESOS DIRECTOS A ZONAS DE USO RESTRINGIDO

(2) IN PLACES WHERE USERS ARE EXPECTED TO GO BAREFOOT AND IN THE BOTTOM OF SWIMMING POOLS IN AREAS WITH A DEPTH OF LESS THAN 1.50 M.

(2) EN ZONAS PREVISTAS PARA USUARIOS DESCALZOS Y EN EL FONDO DE LOS VASOS, EN LAS ZONAS EN LAS QUE LA PROFUNDIDAD NO EXCEDA DE 1.50 M.

THIS RATING IS MAINTAINED THROUGHOUT THE USEFUL LIFE OF THE FLOORING.

DICHA CLASE SE MANTENDRÁ DURANTE LA VIDA ÚTIL DEL PAVIMENTO.

SLIP RESISTANCE, DYNAMIC COEFFICIENT OF FRICTION

In the american market, the assessment of the anti-slip performance is carried out through a mobile robot (bot 3000).

This unit travels on the surface being tested (wetted previously) and determines its resistance in response to the unit's movement.

The EEUU standards (ansi standard) require a dcof value ≥ 0.42 For surfaces which are susceptible of getting wet.

RESISTENCIA AL DESLIZAMIENTO, COEFICIENTE DE FRICCIÓN DINÁMICO (DCOF)

La valoración de la prestación antideslizante en el mercado americano se lleva a cabo a través de un robot móvil (bot 3000).

Este equipo circula sobre la superficie a testar (previamente mojada) y determina la resistencia de la misma al movimiento del equipo.

La normativa en Estados Unidos (norma ansi) requiere un valor dcof ≥ 0.42 Para superficies susceptibles de estar mojadas.

Slip resistance according to Annex B of standard EN 16765:2022

Resistencia al deslizamiento

Many European flooring manufacturers use tests like the ramp test to rate their products according to their slip resistance. These tests are generally conducted using Annex B of standard EN 16165: 2022. With this method, a person walks backwards and forwards on an impregnated ramp-type floor used as a test bench. The angle of the ramp is gradually increased until the person slips. The average angle at which the person slips is used to calculate the CoF (coefficient of friction). Annex B of EN 16165: 2022 uses safety boots and engine oil as a substance to impregnate the surface to be tested, which are described in the standard itself.

Muchos fabricantes europeos de suelos, usan ensayos del tipo de la rampa para clasificar sus productos en función del grado de deslizamiento. Estos ensayos se llevan a cabo generalmente, usando el anexo B de la normativa EN 16165: 2022. El método implica el uso de sujetos que caminan adelante y atrás, a través de un suelo impregnado y utilizado como banco de ensayos en forma de rampa. El grado de inclinación de la rampa se va incrementando gradualmente hasta que el sujeto que está ensayando, resbala. El ángulo medio de inclinación al que el sujeto resbala, es utilizado para calcular el CoF (Coeficiente de fricción). El anexo B de la normativa EN 16165: 2022 utiliza unas botas de seguridad y aceite de motor como sustancia que impregne la superficie a ensayar, que se describen en la propia norma.

TOTAL MEAN VALUE OF SLIP ANGLE VALOR TOTAL MEDIO DEL ÁNGULO DE CAIDA	RATING GRUPO DE CLASIFICACIÓN
6° <= Ángulo <= 10°	R9
10° < Ángulo <= 19°	R10
19° < Ángulo <= 27°	R11
27° < Ángulo <= 35°	R12
35° <= Ángulo	R13



SLIP RISK ASSESSMENT TABLE / TABLA DE VALORACIÓN DE RIESGO DE DESLIZAMIENTO

PREMISES AND WORK AREAS / LOCALES Y ÁREAS DE TRABAJO	APPROXIMATE VALUE VALOR ORIENTATIVO
TYPES OF PREMISES AND WORK AREAS / LOCALES Y ÁREAS DE TRABAJO GENERALES ENTRANCES / ENTRADAS (*) STAIRS / ESCALERAS (**) COMMUNAL AREAS (TOILETS, LAUNDRIES, ETC) / ESPACIOS COMUNES (LAVABOS, LAVADEROS, ETC) MEETING ROOMS / SALAS DE REUNIÓN AREAS FOR HEALTH-RELATED USE / ÁREAS DE USO SANITARIO	R9 R9 R10 R9 R9
KITCHENS, DINING ROOMS / COCINAS, COMEDORES HOSPITALITY-INDUSTRY KITCHENS (RESTAURANTS AND HOTELS) / COCINAS GASTRONÓMICAS (RESTAURANTES Y HOTELES) UP TO 100 DINERS A DAY / HASTA 100 CUBIERTOS POR DÍA OVER 100 DINERS A DAY / MÁS DE 100 CUBIERTOS POR DÍA COOPERATIVE-TYPE KITCHENS IN RESIDENCES, SCHOOLS OR NURSING HOMES / COCINAS COOPERATIVAS EN RESIDENCIAS, COLEGIOS, SANATORIOS COOPERATIVE-TYPE KITCHENS IN HOSPITALS AND CLINICS / COCINAS COOPERATIVAS EN HOSPITALES Y CLÍNICAS LARGE COOPERATIVE-TYPE KITCHENS AT TRADE FAIRS AND IN CANTEENS AND MOBILE KITCHENS / GRANDES COCINAS COOPERATIVAS EN FERIAS, CANTINAS Y MÓVILES FAST-FOOD KITCHENS / COCINAS PARA COMIDA RÁPIDA KITCHENS FOR HEATING UP PRECOOKED FOOD / COCINAS PARA CALENTADO DE COMIDAS PREPARADAS TEAROOMS AND COFFEE SHOPS / SALAS DE CAFÉ Y TE DINING ROOMS, CLIENT ROOMS, AND CANTEENS INCLUDING CORRIDORS LEADING TO THEM / COMEDORES, SALAS DE CLIENTES, CANTINAS INCLUIDOS PASILLOS DE SERVICIO	R11 R12 R11 R12 R12 R12 R10 R10 R9
FACILITIES USED FOR HEALTH SERVICES / LOCALES DE LOS SERVICIOS SANITARIOS THERMAL SPAS, AND HYDROTHERAPY AND MUD-TREATMENT FACILITIES / BAÑOS TERMALES, HIDROTHERAPIA Y FANGOS BATHING AREAS / ZONAS DE BAÑO HEALTH FACILITIES, SPAS / ZONAS SANITARIAS, ESTACIONES DE BAÑO AREAS FOR MEDICAL DIAGNOSTIC AND THERAPEUTIC PURPOSES, AND MASSAGE ROOMS / ZONAS DE DIAGNÓSTICO MÉDICO Y TERAPÉUTICO, SALAS DE MASAJE FLOORS CONTAINING ROOMS FOR PATIENTS AND CORRIDORS / PLANTAS CON HABITACIONES PARA ENFERMOS Y PASILLOS MEDICAL SURGERIES AND OUTPATIENT CLINICS / CONSULTORIOS MÉDICOS, AMBULATORIOS CHEMISTS / FARMACIAS LABORATORIES / LABORATORIOS	R11 R10 R10 R9 R9 R9 R9
GARAGES / GARAJES GARAGES (INDOOR OR UNDERGROUND), UNAFFECTED BY THE CLIMATE / GARAJES, (EN EDIFICIO O SUBTERRÁNEOS) SIN INFLUENCIA CLIMÁTICA OPEN-AIR CAR PARKS / PARKING AL AIRE LIBRE	R10 R11
SCHOOLS AND NURSERY SCHOOLS / COLEGIOS Y GUARDERÍAS ENTRANCES, CORRIDORS, REST AREAS / ENTRADAS, PASILLOS, ZONAS DE DESCANSO CLASSROOMS, ROOMS FOR GROUPS / AULAS, SALAS PARA GRUPOS STAIRS / ESCALERAS TOILETS / LAVABOS OUTDOOR TRANSIT AREAS / ZONAS DE TRANSITO EXTERIORES	R9 R9 R9 R10 R11

(*) ENTRANCES REFER TO PLACES WITH DIRECT ACCESS FROM THE OUTSIDE OF THE BUILDING WHERE WETNESS MIGHT BE BROUGHT INSIDE.

(*) LAS ENTRADAS SE REFIEREN A AQUELLAS ZONAS A LAS QUE SE PUEDE ACCEDER DIRECTAMENTE DESDE EL EXTERIOR Y EN DONDE LA HUMEDAD PUEDE LLEGAR O SER INTRODUCIDA DESDE EL EXTERIOR.

(**) STAIRS ONLY REFER TO ONES WHERE WETNESS MIGHT BE BROUGHT INSIDE FROM OUTSIDE THE BUILDING OR ONES LOCATED DIRECTLY AFTER ENTRANCES WITH DIRECT ACCESS FROM THE OUTSIDE.

(**) LAS ESCALERAS SE REFIEREN ÚNICAMENTE A AQUELLAS A LAS QUE PUEDE LLEGAR O SER INTRODUCIDA LA HUMEDAD DESDE EL EXTERIOR, COMO LAS SITUADAS DIRECTAMENTE A CONTINUACIÓN DE LAS ENTRADAS CON ACCESO DESDE EL EXTERIOR.

Technical features

Características técnicas

TECHNICAL CHARACTERISTICS CARACTERÍSTICAS TÉCNICAS	WHITE BODY WALL TILE REVESTIMIENTO PASTA BLANCA	GLAZED PORCELAIN STONEWARE PORCELÁNICO ESMALTADO	
	NORMA EN 14411: ISO 13006 GRUPO BIII.	NORMA EN 14411: ISO 13006 GRUPO BIIb	NORMA EN 14411: ISO 13006 GRUPO BIa
	NORM VALUE VALOR DE LA NORMA	NORM VALUE VALOR DE LA NORMA	NORM VALUE VALOR DE LA NORMA
LENGTH AND WIDTH LONGITUD Y ANCHURA (ISO 10545-2)	Not rectified / No rectificado \pm 0,6% / Max \pm 2 mm Rectified / Rectificado \pm 0,3% / Max \pm 1 mm		
WEDGING ORTOGONALIDAD (ISO 10545-2)	Not rectified / No rectificado \pm 0,5% / Max \pm 2 mm Rectified / Rectificado \pm 0,3% / Max \pm 1,5 mm		
WARPAGE OF EDGES RECTITUD DE LOS LADOS (ISO 10545-2)	Not rectified / No rectificado \pm 0,5% / Max \pm 1,5 mm Rectified / Rectificado \pm 0,3% / Max \pm 0,8 mm		
THICKNESS ESPESOR (ISO 10545-2)	\pm 10% (Max \pm 0,5 mm)	\pm 5% (Max \pm 0,5 mm)	\pm 5% (Max \pm 0,5 mm)
FLATNESS PLANITUD DE LA SUPERFICIE (ISO 10545-2)	Not rectified / No Rectificado \pm 0,5% / Max \pm 2 mm Rectified / Rectificado \pm 0,4% / Max \pm 1,8 mm		
SURFACE QUALITY CALIDAD SUPERFICIAL (ISO 10545-2)	The surface quality is expressed as a percentage of tiles without defects. A minimum of 95% of the tiles are required to be free of visible defects. They must be examined from a distance of 1m and with an illumination of 300 lux. La calidad superficial se expresa como porcentaje de baldosas sin defectos. Se exige que un mínimo de 95% de las baldosas estén libres de defectos visibles. Deben examinarse desde una distancia de 1m y con una iluminación de 300 lux.		
WATER ABSORPTION ABSORCIÓN DE AGUA (ISO 10545-3)	E > 10% Mínimo individual 9%	0,5 < E \leq 3% Máximo individual 3,3%	\leq 0,5 Máximo individual 0,6%
FORCE OF BREAKAGE FUERZA DE RUPTURA	(Thickness/Espesor) < 7,5 mm Mín. 200N (Thickness/Espesor) \geq 7,5 mm Mín. 600N	(Thickness/Espesor) < 7,5 mm Mín. 700N (Thickness/Espesor) \geq 7,5 mm Mín. 1100N	(Thickness/Espesor) < 7,5 mm Mín. 700N (Thickness/Espesor) \geq 7,5 mm Mín. 1300N
RESISTANCE TO THE FLEXION RESISTENCIA A LA FLEXIÓN	(Thickness/Espesor) < 7,5 mm 15N/mm ² (Thickness/Espesor) \geq 7,5 mm 12N/mm ²	\geq 30 N/mm ² Mínimo individual 27	\geq 35 N/mm ² Mínimo individual 32
THERMAL SHOCK CHOQUE TÉRMICO (ISO 10545-9)	PASSES STANDARD TEST PASA SATISFACTORIAMENTE EL ENSAYO		
RESISTANCE TO CRACKING RESISTENCIA AL CUARTEO (ISO 10545-11)	PASSES STANDARD TEST PASA SATISFACTORIAMENTE EL ENSAYO		
RESISTANCE TO STAINS RESISTENCIA A LAS MANCHAS (ISO 10545-14)	CLASS 3 MIN MÍNIMO CLASE 3		
ACIDS BASES ÁCIDOS Y BASES (ISO 10545-13)	DECLARED VALUE-ACCORDING TO MODEL VALOR DECLARADO - SEGÚN MODELO		
RESIDENTIAL (SWIMMING POOL) CHEMICLAS RESISTENCIA A LOS PRODUCTOS DE LIMPIEZA Y REACTIVOS DE PISCINAS (ISO 10545-13)	CLASS B MIN MÍNIMO CLASE B		
ABRASION RESISTANCE RESISTENCIA A LA ABRASIÓN (ISO 10545-7)	BY THE MANUFACTURER INDICADO POR EL FABRICANTE		
SLIP RESISTANCE RESISTENCIA AL DESLIZAMIENTO (UNE 16165 ANEXO A/B/C)	BY THE MANUFACTURER INDICADO POR EL FABRICANTE		

Packing list

Lista de embalaje

Size	Model	Pz Bx	Sqm Bx	Kg Box	Bx Pallet	Sqm Pallet	Kg Pallet
1,5x20 cm _ 0,6"x7,9"	PB Jolly Nolita	30pz	0,09	1,11	234bx	21,06	275
1,5x30 cm _ 0,6"x11,8"	PB Jolly Nara	30pz	0,14	1,63	234bx	32,76	396
5x25 cm _ 2"x9,8"	GPR Ainsa, Downtown, Elegance, Isar, Mailo	60pz	0,75	13,50	75bx	56,25	1.028
	PB Saona	60pz	0,75	13,00	100bx	75,00	1.314
5x50 cm _ 2"x19,7"	GPR Elegance, Isar, Makalu	30pz	0,75	14,10	80bx	60,00	1.143
6,5x20 cm _ 2,6"x7,9"	GPR Musa, Nolita, Shade	28pz	0,36	6,70	145bx	52,20	986
	PB Nara	26pz	0,59	8,50	120bx	70,80	1.035
7,5x30 cm _ 2,9"x11,8"	PB Globe, Globe Base, Iris, Valsain, Van, Van Base	26pz	0,59	9,10	120bx	70,80	1.107
	PB Chair Rail	13pz	0,27	5,13	120bx	32,40	631
10x30 cm _ 3,9"x11,8"	R GPR Alma, Polar	38pz	1,14	20,39	48bx	54,72	990
15x15 cm _ 5,9"x5,9"	GPR Alma, Altai, Atlantico, Bali, Caliope, Keo	25pz	0,56	10,25	104bx	58,24	1.081
	GPR Carmen, Eunoia, Maritima, Memory, Seasons	25pz	0,56	11,10	104bx	58,24	1.169
16,3x51,7 cm _ 6,4"x20,3"	R GPR Taisha	10pz	0,84	20,59	60bx	50,40	1.250
17x52 cm _ 6,7"x20,5"	GPR Alabama	13pz	1,15	20,99	60bx	69,00	1.274
	GPR Milena	10pz	0,89	20,69	60bx	53,40	1.256
19,8x22,8 cm _ 7,8"x8,9"	GPR Meraki	24pz	0,84	18,00	48bx	40,32	879
20x20x1,4 cm _ 7,8"x7,8"x0,6"	GPR Alsacia, Aran, Pierre, Porfido Tex, Pizarra, Soul	17pz	0,68	22,10	60bx	40,80	1.341
20x20x2 cm _ 7,8"x7,8"x0,8"	GPR Alsacia, Aran, Pierre, Porfido Tex, Pizarra, Soul	12pz	0,48	22,34	60bx	28,80	1.355
20,4x20,4 cm _ 8"x8"	GPR Valsain	25pz	1,04	21,38	45bx	46,80	977
20x30x1,4 cm _ 7,8"x11,8"x0,6"	GPR Alsacia, Aran, Pierre, Porfido Tex, Pizarra, Soul	11pz	0,66	21,45	64bx	42,24	1.388
20x30x2 cm _ 7,8"x11,8"x0,8"	GPR Alsacia, Aran, Pierre, Porfido Tex, Pizarra, Soul	8pz	0,48	22,30	64bx	30,72	1.442
20x120 cm _ 7,8"x47,2"	R GPR Elegance, Isar, Moneo, Tipuana	7pz	1,68	31,98	44bx	73,92	1.422
22,5x22,5 cm _ 8,9"x8,9"	GPR Nara	20pz	1,00	21,75	64bx	64,00	1.407
30x60 cm _ 11,8"x23,6"	R GPR Balbi, Casanova, Celta, Concept, Leva, Osaka, Pulpis, Renzo, Travertino, Venus	8pz	1,44	26,00	48bx	69,12	1.260
30x120 cm _ 11,8"x47,2"	R GPR Boiserie, Tube	4pz	1,44	32,00	30bx	43,20	975
30x120x1,4 cm _ 11,8"x47,2"x0,6"	R GPR Cedro, Elegance, Isar, Midway, Noble	4pz	1,44	47,32	30bx	43,20	1.435
30x120x2 cm _ 11,8"x47,2"x0,8"	R GPR Cedro, Elegance, Isar, Midway	2pz	0,72	32,00	30bx	21,60	975
40x60 cm _ 15,7"x23,6"	GPR Espiga	5pz	1,20	23,35	48bx	57,60	1.136
	GPR Gravier, Porfido Tex	5pz	1,20	25,14	48bx	57,60	1.221
60x60 cm _ 23,6"x23,6"	R GPR Balbi, Blesle, Casanova, Celta, Concept, Leva, Osaka, Pulpis, Renzo, Travertino, Venus	4pz	1,44	29,60	30bx	43,20	903
60x90 cm _ 23,6"x35,4"	GPR Avalon RLV, Juliette RLV, Taxos RLV	2pz	1,08	23,70	40bx	43,20	962
60x90x2 cm _ 23,6"x35,4"x0,8"	R GPR Granito Real,	1pz	0,54	22,90	40bx	21,60	931
	GPR Venus RLV	1pz	0,54	23,02	40bx	21,60	936
60x120 cm _ 23,6"x47,2"	R GPR Balbi, Casanova, Celta, Concept, Leva, Osaka, Pulpis, Renzo, Travertino, Venus	2pz	1,44	33,00	32bx	46,08	1.071
	R GPR-P Concept Decor	2pz	1,44	34,50	32bx	46,08	1.119
60x120x1,4 cm _ 23,6"x47,2"x0,6"	R GPR Akron, Amuletto, Aura, Cala Light, Eunoia, Gauquin, Onice Light, Watercolor	2pz	1,44	36,43	32bx	46,08	1.181
60x120x2 cm _ 23,6"x47,2"x0,8"	R GPR Juliette, Nielsen, Pierre Dot, Pisano, Pizarra	1pz	0,72	30,00	36bx	25,92	1.095
60x120x2 cm _ 23,6"x47,2"x0,8"	R GPR Juliette, Nielsen, Pierre Dot, Pisano, Pizarra	1pz	0,72	33,93	32bx	23,04	1.102
90x90x2 cm _ 35,4"x35,4"x0,8"	R GPR Balbi, Gravier, Travertino	1pz	0,81	37,98	27bx	21,87	1.040
100x100 cm _ 39,4"x39,4"	R GPR Balbi, Bangor, Concept, Cloud, Estepar, Lisburn, Minesota, Pulpis	2pz	2,00	44,26	24bx	48,00	1.078
Multi 1	R GPR Elegance, Isar, Moneo, Tipuana	5pz	1,08	25,27	40bx	43,20	1.026



COMMITMENT TO QUALITY AND EFFICIENT MANAGEMENT THROUGHOUT THE PRODUCTION PROCESS.

Our production process is certified according to the **UNE EN ISO 9001** standard, which guarantees high-quality levels throughout the entire production, from raw materials to the finished product.

COMPROMISO CON LA CALIDAD Y GESTIÓN EFICIENTE EN TODO EL PROCESO PRODUCTIVO.

Nuestro proceso de producción está certificado según la norma **UNE EN ISO 9001**, que garantiza altos niveles cualitativos en toda la producción, desde las materias primas hasta el producto acabado.



PRODUCTION PROCESSES MINIMIZE ENVIRONMENTAL IMPACT

We maintain our commitment to environmental protection through the international standard **UNE EN ISO 14001** for managing environmental risks associated with the development of our activities.

LOS PROCESOS PRODUCTIVOS MINIMIZAN EL IMPACTO AMBIENTAL

Mantenemos nuestro compromiso con la protección del medio ambiente a través de la norma internacional **UNE EN ISO 14001** para la gestión de los riesgos medioambientales asociados al desarrollo de nuestra actividad.



SOCIAL RESPONSIBILITY IN THE WORKPLACE

Certification of both internal and external labor standards, demonstrating our commitment to evaluate ourselves ethically and assess our suppliers to ensure that all parties involved in our business are fair and socially responsible.

RESPONSABILIDAD SOCIAL EN EL MUNDO LABORAL

Certificación de los estándares de trabajo tanto internos como externos, demostrando así nuestro compromiso para evaluarnos a nivel ético y evaluar a nuestros proveedores para asegurarnos de que todos los agentes involucrados en nuestro negocio son justos y socialmente responsables.

BESTILE reserves the right to cancel or modify, totally or partially, any of the models, colors, formats, references or technical specifications included in this catalog.

The colors shown in this catalog are merely for guidance and may vary from the original piece.

Measurements and references should be verified because there may be typographical errors.

BESTILE se reserva el derecho de anular o modificar, total o parcialmente, cualquiera de los modelos, colores, formatos, referencias y especificaciones técnicas contenidas en este catálogo.

Los colores reproducidos en este catálogo son puramente orientativos y pueden variar con respecto a la pieza original.

Las medidas y referencias deben verificarse ya que puede haber errores tipográficos.



If I am no longer useful, don't throw me away, recycle me!

Si ya no te soy útil, no me tires, recíclame!

BESTILE
Time to Create



BESTILE S.L.

Partida Torreta S/N_12110 Alcora (Castellón)SPAIN

Tel: (+34) 964 367 320 _ www.bestile.es

DESIGN AND LAYOUT - DISEÑO Y MAQUETACIÓN

Bestile Marketing - Marketing Bestile

Printing - Impresión - V1

September 2024 - Septiembre 2024

BESTILE

Time to Create



Pda. Torreta S/N _ 12110 - Alcora, Castellón (ESPAÑA) _ +34 964 367 320
www.bestile.es